



**Tulsa Community College
Regular Meeting of the Board of Regents**

MINUTES

The regular meeting of the Board of Regents of Tulsa Community College was held on **April 20, 2023 at 8:30 a.m. at Southeast Campus.**

Board Members Present: Mitch Adwon, James Beavers, Samuel Combs, Paul Cornell, Caron Lawhorn, Jennifer Jezek and Wesley Mitchell

Board Members Absent: None

Others Present: President Goodson
Executive Assistant for the Board
College Administrators
College Legal Counsel
Guest Presenter for AGB
Guest Students
Faculty and Staff

CALL TO ORDER

Chair Lawhorn called the meeting to order at 8:35 a.m.

President Goodson confirmed compliance with the Open Meetings Act.

ROLL CALL

The assistant called the roll and the meeting proceeded with a quorum.

APPROVAL OF THE MINUTES

A **motion** was made by Regent Beavers and seconded by Regent Jezek to approve the minutes for the regular meeting of the Tulsa Community College Board of Regents

held on Thursday, February 16, 2023 as presented. The Chair called for a vote.
Motion carried by voice vote.

CARRYOVER ITEMS

There were no carryover items.

PRESIDENT'S REPORT

Presented by President Goodson and Nicole Burgin, Media Relations Manager

Chair Lawhorn and the Board applauded President Goodson for being honored with an award as a distinguished graduate at the Leadership Oklahoma 2023 Excellence in Leadership Gala. The gala was held on April 15.

1. Overview of President's Highlights

Ms. Burgin highlighted the following taken from the President's Highlights.

- Two TCC Students Named Semifinalists for the Jack Kent Cooke Undergraduate Transfer Scholarship
 - Ms. Burgin introduced Jesse Brownfield, one of the semi-finalists.
- TCC Students Present Research at National Conference
 - Ms. Burgin introduced Alex Madden and faculty member, Mona Easterling.
- TCC Speech and Debate Team Competes at State and National Tournaments
 - Ms. Burgin introduced some of the team members.

2. Comments on Previous Agenda Items and Relative Topics

President Goodson commented on several noteworthy topics.

- TCC Hosts Institute for Culturally Responsive Pedagogy
 - President Goodson congratulated Dr. Tarver and her team. This is a Foundation-funded project.
- Guest Column: Community Colleges Play Critical Role, Fuel Oklahoma Workforce
- Signature Symphony Unveils 45th Season
- TCC VP Selected for Prestigious Nationwide Leaders Program
 - President Goodson recognized Dr. Tarver for being one of 35 leaders selected for the 2023-24 class of the Aspen Rising Presidents Fellowship.

(Handout: [President's Highlights](#))

Regent Cornell arrived at this point in the meeting.

ACADEMIC AFFAIRS AND STUDENT SUCCESS AND EQUITY COMMITTEE REPORT

Presented by Regent Combs

1. Recommendation for Approval of Changes in Academic Programs

The Committee recommended approval of the following curriculum changes:

- AAS Applied Technology – Modify Program
- Geographic Information Systems CER – Suspend Program
- AAS Marketing – Delete Program
- AAS Interpreter Education – Delete Program
- AAS Paralegal – Delete Program
- Human Services CER – Delete Program
- Marketing CER – Delete Program
- AAS Management – Delete Program
- AAS Human Resources – Delete Program
- AS Engineering, Electrical Engineering Technology Option – Suspend Program

A **motion** was made by the Academic Affairs and Student Success and Equity Committee to approve curriculum changes. No second was needed. The Chair called for a vote. **Motion carried by voice vote.**

PERSONNEL REPORT

Presented by President Goodson

1. Introductions of Recently Appointed Staff

President Goodson introduced recently appointed staff.

- Cecilia Martin-Smith, Director of Employee & Organizational Development
- Katie Sawicki, Director of Development and Operations

2. Consent Agenda

The personnel consent agenda was submitted for approval.

- Appointments of full-time faculty and full-time professional staff at a pay grade 18 and above made since the last meeting of the Board of Regents of Tulsa Community College.
- Retirements of full-time faculty and full-time professional staff submitted since the last meeting of the Board of Regents of Tulsa Community College.
- Separations including resignations, terminations, deaths, and transition to disability status of full-time faculty and professional employees submitted since the last meeting of the Board of Regents of Tulsa Community College.

A **motion** was made by Regent Cornell and seconded by Regent Adwon to approve the personnel consent agenda. The Chair called for a vote. **Motion carried by voice vote.**

[\(Attachment: Consent Agenda\)](#)

FACILITIES & SAFETY COMMITTEE REPORT

Presented by Regent Adwon

1. Overview of Committee Meeting Topics

Regent Adwon asked Michael Siftar, Associate Vice President of Administration and CTO, to apprise the board of meeting topics discussed in the April committee meeting.

- Long-term Facilities Planning Update

The 10-year Facilities Planning team has conducted several onsite working sessions over this past month. These visits have consisted of meeting with senior stakeholders, reviewing the current Facilities, and mapping the objectives of Phase I into specific recommendations for the Metro Campus and Education Outreach Center. Conceptual floor-by-floor layouts of the Metro campus have been through several iterations and this phase of the project is scheduled to complete in early June. TCC has also engaged with the Downtown Tulsa Partnership and is involved in the city's urban planning studies for new development and land utilization of the south side of downtown.

- Major Projects Update

Contracts have been finalized for the exterior Northeast Campus Academic Building entryway and bidding to subcontractors is underway with work expected to start once the Spring semester concludes. The restrooms at the Northeast Campus adjacent to the Student Success Center have been remodeled and that project has been successfully completed. Construction

drawings for the new Southeast Campus Cyber Lab have been finalized and a solicitation for bids will be posted within several weeks.

The initial set of exterior doors with keycard access at the Metro Campus have been completed and will be activated on April 24. The remaining Metro Campus and Northeast Campus exterior doors will be online with keycard access by the start of the Fall semester with the next phase of interior doors scheduled for completion by the end of the calendar year.

- Facilities Dashboard Update

Mr. Siftar briefly highlighted projects listed on the Major Projects Dashboard.

- Campus-wide air handler project is complete.
- Some projects on hold for board approval.
- West Campus Student Success Center sidewalks project still in bidding process.

Regent Adwon applauded the Facilities and Safety team for all that they do for the College.

(Handout: [Major Projects Dashboard](#))

Regent Mitchell arrived at this point in the meeting.

COMMUNITY RELATIONS COMMITTEE REPORT

Presented by Regent Cornell

1. Overview of Committee Meeting Topics

Regent Cornell apprised the board of meeting topics discussed in the April committee meeting.

- Federal Legislative Update

Rick Neal reported that the House and Senate have been out of session. The Fiscal Year 2024 budget is still in the works We don't anticipate any update anytime soon.

The following federal funding priorities have been communicated to Congress by AACC & ACCT:

- Pell Grant Program
- Strengthening Community College Training Grants
- Under-Resourced Institutions and Students
- Accelerated Success: Free Community College
- Perkins Career and Technical Education
- Workforce Development and Adult Basic Education

Short-Term Pell update: Both the House and Senate have introduced Short-Term/Workforce Pell legislation.

Mr. Neal is working with Senator Mullin’s office to help secure congressional delegated spending for almost \$1 million to help with the dental hygiene training program.

- State Legislative Update

We started out tracking around 400 bills and are currently monitoring around 120 bills.

SB167 was placed on senate floor and failed by a vote of 29 no and 17 yes. Rural community colleges were concerned about this bill because of the lack of concurrent enrollment rates statewide.

FINANCE, RISK AND AUDIT COMMITTEE REPORT

Presented by Regent Beavers

1. Purchase Item Agreements over \$50,000

1.1 Mechanical Services

Authorization was requested to enter an agreement with Forrest Shoemaker Air Conditioning, Inc. (Tulsa, OK) in the amount of \$918,595 for the purchase mechanical services. The purchase was competitively bid under RFP-23005-AR and is funded from capital budget.

A **motion** was made by the Finance, Risk & Audit Committee to approve the agreement for mechanical services. No second was needed. The Chair called for a vote. **Motion carried unanimously by voice vote.**

1.2 Electrical Services

Authorization was requested to enter an agreement with Third Generation Electric, Inc. (Tulsa, OK) in the amount of \$368,105 for the purchase of

electrical services. The purchase was competitively bid under RFP-23005-AR and was funded from capital budget.

There was no vote on this item.

1.3 Microscopes

Ratification was requested for a purchase agreement with Nikon Instruments Inc (Melville, NY) in the amount of \$323,845 for the purchase of microscopes. The purchase is quoted under Educational & Institutional Consortium contract CNR01457 and will be funded from grant budget.

A **motion** was made by the Finance, Risk & Audit Committee to approve the agreement for microscopes. No second was needed. The Chair called for a vote. **Motion carried unanimously by voice vote.**

1.4 Educational Services

Ratification was requested for a purchase agreement with 2U Inc (Lanham, MD) in the amount of \$318,240 to provide virtual classes. As a professional service, the purchase isn't subject to competitive bidding requirements. The purchase will be funded from grant budget.

A **motion** was made by the Finance, Risk & Audit Committee to approve the agreement for educational services. No second was needed. The Chair called for a vote. **Motion carried unanimously by voice vote.**

1.5 Computer Equipment

Authorization was requested to enter an agreement with Insight Investments, LLC (Costa Mesa, CA) in the amount of \$309,940 for the purchase of computer equipment. The purchase will be funded from general budget.

A **motion** was made by the Finance, Risk & Audit Committee to approve the agreement for computer equipment. No second was needed. The Chair called for a vote. **Motion carried unanimously by voice vote.**

1.6 Laboratory Equipment

Authorization was requested to enter an agreement with Pinnacle Business Systems, Inc. (Edmond, OK) in the amount of \$280,108 for the purchase of laboratory equipment. The hardware components will be purchased under State of Oklahoma contracts SW1020D and C2020-2 and the

purchase will be funded from a combination of HEERF, general, and private budgets.

A **motion** was made by the Finance, Risk & Audit Committee to approve the agreement for laboratory equipment. No second was needed. The Chair called for a vote. **Motion carried unanimously by voice vote.**

1.7 Software Licensing

Authorization was requested to enter an agreement with Pinnacle Business Systems, Inc. (Edmond, OK) in the amount of \$143,188 for the purchase of software licensing. The licensing will be purchased under GSA contract GS-35F-0511T and will be funded from general budget.

A **motion** was made by the Finance, Risk & Audit Committee to approve the agreement for software licensing. No second was needed. The Chair called for a vote. **Motion carried unanimously by voice vote.**

1.8 Emergency Notification Displays

Ratification was requested for a purchase agreement with Converjint Technologies, LLC (Schaumburg, IL) in the amount of \$106,991 to provide emergency notification displays. The purchase will be awarded under State of Oklahoma contract SW1048 and will be funded from HEERF budget.

A **motion** was made by the Finance, Risk & Audit Committee to approve the agreement for emergency notification displays. No second was needed. The Chair called for a vote. **Motion carried unanimously by voice vote.**

1.9 Flight Data Recorders

Ratification was requested for a purchase agreement with Appareo Systems, LLC (Fargo, ND) in the amount of \$65,085 to provide flight data recorders. The purchase is being recommended as a sole source acquisition. The purchase will be funded from grant budget.

A **motion** was made by the Finance, Risk & Audit Committee to approve the agreement for flight data recorders. No second was needed. The Chair called for a vote. **Motion carried unanimously by voice vote.**

1.10 Vehicle Purchase

Ratification was requested for a purchase agreement with Bill Knight Ford (Tulsa, OK) in the amount of \$61,550 for the purchase of two (T2) Transit

Connect vans. The purchase is being recommended as a sole source purchase due to extremely limited availability and rapidly increasing cost. The purchase will be funded from a combination of Foundation and general budget.

A **motion** was made by the Finance, Risk & Audit Committee to approve the agreement for vehicle purchases. No second was needed. The Chair called for a vote. **Motion carried unanimously by voice vote.**

Chair Lawhorn commented on recent concerns in the news about certain state agencies not competitively bidding purchases. The understanding is that higher ed is not the focus of those conversations. The College has strong policies on competitive bidding and sole sourcing, which is the exception and not the rule.

2. Monthly Financial Report

Presented by Mark McMullen, Chief Financial Officer

All HEERF funds have been drawn down. Funds will be used diligently on college priorities.

2.1 Financial Statements for February 2023

[\(Attachment: Financials for February 2023\)](#)

2.2 Financial Statements for March 2023

- Revenue dashboard: Slightly above forecast due to projects being completed quicker than anticipated.
- Expense dashboard: Tracking as forecasted.
- Cash management dashboard: Cash balance is strong.
- Investment Strategy: Maximizing holdings while taking investment limits that are based on risk level into consideration.
- HEERF: Focused on current projects. No more funds to drawdown.

[\(Attachment: Financials for March 2023\)](#)

[\(Handout: Financial Dashboard\)](#)

The Finance, Risk & Audit Committee recommended approval of the monthly financial reports for February 2023 and March 2023 be approved as presented in the attachment.

A **motion** was made by the Finance, Risk & Audit Committee to approve the monthly financials for February and March 2023. No second was needed. The Chair called for a vote. **Motion carried unanimously by voice vote.**

NEW BUSINESS

[Pursuant to Title 25 Oklahoma Statutes, Section 311(A)(9), "...any matter not known about or which could not have been reasonably foreseen prior to the time of posting." 24 hours prior to meeting]

There was none.

PERSONS WHO DESIRE TO COME BEFORE THE BOARD

Any person who desires to come before the Board shall notify the Tulsa Community College President's Office or designee in writing or electronically at least twenty-four (24) hours before the meeting begins. The notification must explain the nature and subject matter of their remarks and the corresponding agenda item. All persons shall be limited to a presentation of not more than two minutes.

There were none.

NOMINATING COMMITTEE APPOINTMENT

Chair Lawhorn nominated Regents Mitchell and Beavers to serve on the Nominating Committee, with Regent Mitchell serving as chair. The Nominating Committee will nominate the Chair, Vice Chair, and Secretary of the Board of Regents for fiscal year 2024. The Nominating Committee will present their recommendation at the June 2023 board meeting.

A **motion** was made by Regent Cornell and seconded by Regent Combs to approve the Nominating Committee appointments. The Chair called for a vote. **Motion carried unanimously by voice vote.**

President Goodson informed the Board that Regent Adwon was asked to serve on the Oklahoma State Regents for Higher Education Board. If confirmed, Mr. Adwon will no longer serve on the TCC Board of Regents. Mr. Peter Regan was selected by Governor Stitt to complete Mr. Adwon's term.

BOARD SELF-ASSESSMENT DISCUSSION

Facilitated by Dr. Kemal Atkins with the Association of Governing Boards (AGB)

The Board participated in an AGB-facilitated self-assessment. President Goodson introduced Dr. Atkins.

Dr. Kemal Atkins is an experienced higher education executive. He has more than 25 years of institutional leadership experience and is a recognized authority on

enrollment management, student success, organizational and leadership development, strategic planning, and crisis management. Dr. Atkins is currently a senior consultant at the Association of Governing Boards of Universities and Colleges (AGB). His consulting work focuses on institutional strategy and transformation practices.

Dr. Atkins began with the TCC Mission, Vision, Beliefs and Values and how it focuses on student success.

He presented on and the board discussed top strategic issues for boards during 2022-2023, which included:

- Ensuring institutional vitality
 - Competition from online providers
 - Relevance of current curricula and program offerings
 - Keeping pace with new technology
 - Such as AI and ChatGPT
 - Being open to mergers, affiliations, and partnerships
 - Local versus state control
 - Preparing for all manner of serious financial and reputational risks
- Improving outcomes for students
 - Monitoring and improving retention and graduation rates
 - Supporting diversity, equity, and inclusion initiatives
 - Better tailoring programs to workforce needs
 - Ensuring adequate mental health services for students
 - TCC is active in helping employees and students address mental health needs.
- Strengthening civic education and democracy
 - Educate students to prepare an engaged citizenry
 - Model civil discourse and tolerance of diverse viewpoints
 - Stand up for freedom of thought and expression, and diversity and inclusion
 - As the principle engine of opportunity, higher education can and must unite Americans in pursuit of the common good.
- Grooming new higher education leaders
 - Prepare for the “great resignation” with succession planning for the president, provost, deans and other key administrative positions. It is estimated that 50% of college presidents will retire within the next ten years.
 - Governing boards, especially those that are self-perpetuating, must also look to bringing on the next generation of board members and leaders who can add strengths and diversity to their own ranks.
- Managing serious risks
 - Continuing to manage a once-in-a-century pandemic
 - Safeguarding sensitive databases from cyberattacks

- Preventing sexual assault and handling properly allegations of sexual misconduct
- Repairing damage to reputation stemming from missteps, mismanagement, or inadequate responses in times of crises
- Which of these issues is TCC working on?
 - A variety of responses included:
 - All five
 - Grooming new higher education leaders
 - Diversity, equity and inclusion and strengthening civic education and democracy
- Dr. Atkins facilitated the board self-assessment discussion. In highly effective boards:
 - All members working together as if rowing a boat.
 - Members are engaged: right composition and diversity; right relationships both inside and outside of the organization; and right focus on important issues facing the institution, altogether produce good board governance.
- Attributes of a strategic governing board include:
 - Independence of mindset and of influence
 - Focusing on institutional vitality and student success
 - Prioritizing strategic opportunities
 - Building trust via collaborative engagement
 - Serving as a thought partner with the chief executive
 - Leveraging diversity, equity, and inclusion to establish a community of belonging
- The board's self-assessment was very positive.

EXECUTIVE SESSION

[Proposed vote to go into executive session Pursuant to Title 25 Oklahoma Statutes, Section 307(B)(4), for confidential communications between a public body and its attorneys concerning pending litigation, investigations, claims or actions.]

There was no executive session.

ADJOURNMENT

The next meeting of the Tulsa Community College Board of Regents will be held on Thursday, June 15, 2023 at 2:30 p.m. at Metro Campus, 909 South Boston Avenue, Tulsa, OK, Academic Building/Student Success Center, Building 1, Boardroom 617.

Respectfully submitted,



Leigh B. Goodson
President & CEO



Caron Lawhorn, Chair
Board of Regents

ATTEST:

N/A

Secretary
Board of Regents

AAS Applied Technology	Modify Program	Making a change to follow the State Regents lead on Applied Technology. We are adding PLA as an option to count in the specialized course requirements and continue and to require at least 9 hours of industrial recognized credentials to be a requirement for the degree.
Geographic Information Systems CER	Suspend Program	Suspending program. Last date to graduate will be Spring 2024.
AAS Marketing	Delete Program	Program was suspended in 2017 and will now be deleted. This was part of combining options into AAS Business.
AAS Interpreter Education	Delete Program	Program was suspended in 2018 and will now be deleted.
AAS Paralegal	Delete Program	Program was suspended in 2020 and will now be deleted
Human Services CER	Delete Program	Program was suspended in 2016 and will now be deleted.
Marketing CER	Delete Program	Program was suspended in 2016 and will now be deleted.
AAS Management	Delete Program	Program was suspended in 2017 and will now be deleted. This was part of combining options into AAS Business.
AAS Human Resources	Delete Program	Program was suspended in 2017 and will now be deleted. This was part of combining options into AAS Business.
AS Engineering, Electrical Engineering Technology Option	Suspend Program	Program option is being suspended because the option was separated out of AS Engineering and created its own program as AS Engineering Technology

SEPARATIONS:

Wanda Bunch, Assistant Professor
Health Sciences
Metro Campus

May 17, 2023

Jessica Linihan, Employee & Organization Develop Manager
Human Resources
Conference Center

March 20, 2023

Sasha Townsend, Associate Professor
Mathematics & Engineering
Southeast Campus

January 12, 2023

TULSA COMMUNITY COLLEGE
FINANCIAL REPORT
MONTH ENDING FEBRUARY 28, 2023

TULSA COMMUNITY COLLEGE
STATEMENT OF REVENUE AND EXPENDITURES COMPARISON
FOR THE PERIOD ENDING FEBRUARY 28, 2023 AND FEBRUARY 28, 2022

	FEBRUARY FY23			FEBRUARY FY22			\$ Change	Percent Change
	Budget	Year to date	Percent of Budget	Budget	Year to date	Percent of Budget		
Revenue								
Education & General								
State Appropriations	\$ 32,957,050	\$ 23,613,018	71.6%	\$ 31,022,199	\$ 22,158,053	71.4%	\$ 1,454,965	6.6%
Revolving Fund	1,936,906	2,132,294	110.1%	2,939,191	1,715,552	58.4%	416,742	24.3%
Resident Tuition	28,598,786	22,289,262	77.9%	28,016,104	21,680,842	77.4%	608,420	2.8%
Non-Resident Tuition	2,343,890	1,585,776	67.7%	2,206,417	1,667,649	75.6%	(81,873)	-4.9%
Student Fees	7,130,931	5,017,425	70.4%	7,531,057	5,219,840	69.3%	(202,415)	-3.9%
Local Appropriations	48,000,000	23,100,000	48.1%	47,025,000	23,800,000	50.6%	(700,000)	-2.9%
Total	<u>\$ 120,967,563</u>	<u>\$ 77,737,775</u>	<u>64.3%</u>	<u>\$ 118,739,968</u>	<u>\$ 76,241,936</u>	<u>64.2%</u>	<u>\$ 1,495,839</u>	<u>2.0%</u>
HEERF								
Federal Student Grants - HEERF II&III	1,500,000	1,508,245	100.5%	18,500,000	10,124,590	54.7%	(8,616,345)	-85.1%
Federal Institutional Aid - HEERF II&III	28,500,000	11,451,658	40.2%	31,000,000	10,617,962	34.3%	833,695	7.9%
Total	<u>\$ 30,000,000</u>	<u>\$ 12,959,903</u>	<u>43.2%</u>	<u>\$ 49,500,000</u>	<u>\$ 20,742,552</u>	<u>41.9%</u>	<u>\$ (7,782,650)</u>	<u>-37.5%</u>
Auxiliary Enterprises								
Campus Store	\$ 525,000	\$ 109,978	20.9%	\$ 400,000	\$ 395,166	98.8%	\$ (285,188)	(0.72)
Student Activities	1,900,000	1,483,482	78.1%	2,000,000	1,461,526	73.1%	21,956	1.5%
Other Auxiliary Enterprises	3,500,000	2,469,051	70.5%	4,000,000	2,418,530	60.5%	50,521	2.1%
Total	<u>\$ 5,925,000</u>	<u>\$ 4,062,511</u>	<u>68.6%</u>	<u>\$ 6,400,000</u>	<u>\$ 4,275,222</u>	<u>66.8%</u>	<u>\$ (212,711)</u>	<u>-5.0%</u>
Restricted								
Institutional Grants	\$ 4,185,000	\$ 2,378,245	56.8%	\$ 4,125,000	\$ 2,281,724	55.3%	\$ 96,520	4.2%
State Student Grants	4,456,979	1,485,172	33.3%	4,020,320	1,526,792	38.0%	(41,620)	-2.7%
Total	<u>\$ 8,641,979</u>	<u>\$ 3,863,417</u>	<u>44.7%</u>	<u>\$ 8,145,320</u>	<u>\$ 3,808,516</u>	<u>46.8%</u>	<u>\$ 54,900</u>	<u>1.4%</u>
Capital								
Construction - State (295)	\$ 3,116,400	\$ 1,716,400	55.1%	\$ 2,000,000	\$ 1,716,400	85.8%	\$ -	0.0%
Construction - Non State (483)	7,500,000	1,650,312	22.0%	3,000,000	2,782,807	92.8%	(1,132,495)	-40.7%
Total	<u>\$ 10,616,400</u>	<u>\$ 3,366,712</u>	<u>31.7%</u>	<u>\$ 5,000,000</u>	<u>\$ 4,499,207</u>	<u>90.0%</u>	<u>\$ (1,132,495)</u>	<u>-25.2%</u>
TOTAL REVENUE	<u>\$ 176,150,942</u>	<u>\$ 101,990,317</u>	<u>57.9%</u>	<u>\$ 187,785,288</u>	<u>\$ 109,567,434</u>	<u>58.3%</u>	<u>\$ (7,577,117)</u>	<u>-6.9%</u>
Expenditures								
Education & General								
Instruction	\$ 50,516,742	\$ 27,829,435	55.1%	\$ 48,117,230	\$ 27,178,170	56.5%	\$ 651,265	2.4%
Public Service	982,076	432,705	44.1%	1,022,515	624,205	61.0%	(191,500)	-30.7%
Academic Support	18,732,346	10,533,884	56.2%	18,617,965	10,332,138	55.5%	201,747	2.0%
Student Services	11,121,621	6,045,389	54.4%	10,581,398	6,094,945	57.6%	(49,556)	-0.8%
Institutional Support	14,344,843	9,434,149	65.8%	14,254,489	9,393,292	65.9%	40,857	0.4%
Operation/ Maintenance of Plant	17,789,214	11,780,147	66.2%	17,489,757	11,980,414	68.5%	(200,266)	-1.7%
Tuition Waivers	4,300,000	4,309,491	100.2%	4,600,000	3,903,375	84.9%	406,116	10.4%
Scholarships	5,300,000	4,071,088	76.8%	5,800,000	4,368,378	75.3%	(297,290)	-6.8%
Total	<u>\$ 123,086,842</u>	<u>\$ 74,436,287</u>	<u>60.5%</u>	<u>\$ 120,483,353</u>	<u>\$ 73,874,915</u>	<u>61.3%</u>	<u>\$ 561,372</u>	<u>0.8%</u>
HEERF								
Federal Student Grants - HEERF II&III	1,500,000	1,138,044	75.9%	18,500,000	10,647,587	57.6%	(9,509,543)	-89.3%
Federal Institutional Aid - HEERF II&III	6,000,000	3,658,421	61.0%	31,000,000	11,111,904	35.8%	(7,453,483)	-67.1%
Federal Institutional Aid - Lost Revenue	22,500,000	5,532,897	24.6%	-	-	0%	5,532,897	0%
Total	<u>\$ 30,000,000</u>	<u>\$ 10,329,362</u>	<u>34.4%</u>	<u>\$ 49,500,000</u>	<u>\$ 21,759,491</u>	<u>44.0%</u>	<u>\$ (11,430,129)</u>	<u>-52.5%</u>
Auxiliary Enterprises								
Campus Store	\$ 130,500	\$ 98,553	75.5%	\$ 130,500	\$ 101,012	77.4%	\$ (2,460)	-2.4%
Student Activities	1,900,000	559,777	29.5%	3,000,000	903,319	30.1%	(343,542)	-38.0%
Other Auxiliary Enterprises	7,623,500	3,074,663	40.3%	7,938,500	3,547,604	44.7%	(472,941)	-13.3%
Total	<u>\$ 9,654,000</u>	<u>\$ 3,732,993</u>	<u>38.7%</u>	<u>\$ 11,069,000</u>	<u>\$ 4,551,935</u>	<u>41.1%</u>	<u>\$ (818,942)</u>	<u>-18.0%</u>
Restricted								
Institutional Grants	\$ 4,185,000	\$ 2,620,639	62.6%	\$ 4,125,000	\$ 2,281,724	55.3%	\$ 338,915	14.9%
State Student Grants	4,456,979	2,812,431	63.1%	4,020,320	2,443,319	60.8%	369,112	15.1%
Total	<u>\$ 8,641,979</u>	<u>\$ 5,433,070</u>	<u>62.9%</u>	<u>\$ 8,145,320</u>	<u>\$ 4,725,043</u>	<u>58.0%</u>	<u>\$ 708,027</u>	<u>15.0%</u>
Capital								
Construction - State (295)	\$ 3,116,400	\$ 1,530,666	49.1%	\$ 2,000,000	\$ 389,217	19.5%	\$ 1,141,449	293.3%
Construction - Non State (483)	7,500,000	1,605,921	21.4%	3,000,000	1,952,874	65.1%	(346,952.74)	-17.8%
Total	<u>\$ 10,616,400</u>	<u>\$ 3,136,588</u>	<u>29.5%</u>	<u>\$ 5,000,000</u>	<u>\$ 2,342,091</u>	<u>46.8%</u>	<u>\$ 794,497</u>	<u>33.9%</u>
TOTAL EXPENDITURES	<u>\$ 181,999,221</u>	<u>\$ 97,068,300</u>	<u>53.3%</u>	<u>\$ 194,197,673</u>	<u>\$ 107,253,476</u>	<u>55.2%</u>	<u>\$ (10,185,175)</u>	<u>-9.5%</u>

**TULSA COMMUNITY COLLEGE
EXPENDITURE SUMMARY BY CATEGORY
FOR THE PERIOD ENDING FEBRUARY 28, 2023 AND FEBRUARY 28, 2022**

	FEBRUARY FY23			FEBRUARY FY22			\$ Change	Percent Change
	Budget	Year to date	Percent of Budget	Budget	Year to date	Percent of Budget		
EDUCATION AND GENERAL								
Salaries & Wages								
Faculty	\$ 20,334,088	\$ 11,293,642	55.5%	\$ 19,432,417	\$ 11,040,524	56.8%	\$ 253,118	2.3%
Adjunct Faculty	11,000,000	6,266,483	57.0%	10,500,000	7,510,137	71.5%	(1,243,653)	-16.6%
Professional	13,180,480	8,262,741	62.7%	11,923,617	7,832,701	65.7%	430,040	5.5%
Classified Exempt	1,978,693	1,403,720	70.9%	3,801,000	1,344,692	35.4%	59,028	4.4%
Classified Hourly	18,004,571	9,795,071	54.4%	17,564,728	9,673,238	55.1%	121,834	1.3%
TOTAL	\$ 64,497,832	\$ 37,021,657	57.4%	\$ 63,221,762	\$ 37,401,292	59.2%	\$ (379,634)	-1.0%
Staff Benefits								
Professional Services	\$ 2,634,000	1,718,010	65.2%	3,620,310	1,808,879	50.0%	(90,869)	-5.0%
Operating Services	16,037,800	9,214,934	57.5%	15,809,902	8,894,102	56.3%	320,832	3.6%
Travel	310,200	186,919	60.3%	544,843	98,604	18.1%	88,315	89.6%
Utilities	1,650,000	1,372,984	83.2%	1,500,000	1,047,695	69.8%	325,289	31.0%
Tuition Waivers	1,628,000	4,309,491	264.7%	4,600,000	3,903,375	84.9%	406,116	10.4%
Scholarships	4,300,000	4,071,087	94.7%	5,800,000	4,368,378	75.3%	(297,291)	-6.8%
Furniture & Equipment	5,300,000	995,962	18.8%	1,053,387	1,136,101	107.9%	(140,139)	-12.3%
TOTAL	\$ 123,086,842	\$ 74,436,287	60.5%	\$ 120,483,353	\$ 73,874,915	61.3%	\$ 561,372	0.8%
HEERF								
Federal Student Grants - HEERF II&III	\$ 1,500,000	\$ 1,138,044	75.9%	\$ 18,500,000	\$ 10,647,587	57.6%	\$ (9,509,543)	-89.3%
Federal Institutional Aid - HEERF II&III	6,000,000	3,658,421	61.0%	31,000,000	11,111,904	35.8%	(7,453,483)	-67.1%
Federal Institutional Aid - Lost Revenue	22,500,000	5,532,897	24.6%	-	-	0.0%	5,532,897	100.0%
TOTAL	\$ 30,000,000	\$ 10,329,362	34.4%	\$ 49,500,000	\$ 21,759,491	44.0%	\$ (11,430,129)	-52.5%
CAMPUS STORE								
Bond Principal and Expense	130,500	98,553	75.5%	130,500	101,011	77.4%	(2,459)	-2.4%
TOTAL	\$ 130,500	\$ 98,553	75.5%	\$ 130,500	\$ 101,011	77.4%	\$ (2,459)	-2.4%
STUDENT ACTIVITIES								
Salaries & Wages								
Professional	\$ 135,000	\$ 1,440	1.1%	\$ 216,000	\$ 44,788	20.7%	\$ (43,348)	-96.8%
Classified Hourly	535,000	239,321	44.7%	850,000	362,971	42.7%	(123,650)	-34.1%
Total Salaries & Wages	\$ 670,000	\$ 240,761	35.9%	\$ 1,066,000	\$ 407,759	38.3%	\$ (166,998)	-41.0%
Staff Benefits								
Professional Services	\$ 70,000	1,050	1.5%	116,000	65,000	56.0%	(63,950)	-98.4%
Operating Services	260,000	209,276	80.5%	410,000	230,245	56.2%	(20,968)	-9.1%
Travel	20,000	6,345	31.7%	38,000	1,986	5.2%	4,358	219.4%
Furniture & Equipment	580,000	-	0.0%	925,000	19,249	2.1%	(19,249)	-100.0%
Items for Resale	-	-	0.0%	-	-	0.0%	-	0.0%
TOTAL	\$ 1,900,000	\$ 559,777	29.5%	\$ 3,000,000	\$ 903,319	30.1%	\$ (343,542)	-38.0%
OTHER AUXILIARY ENTERPRISES								
Salaries & Wages								
Professional	\$ 135,000	\$ 162,963	120.7%	\$ 141,000	\$ 83,638	59.3%	\$ 79,325	94.8%
Adjunct Faculty	325,000	105,216	32.4%	340,000	171,512	50.4%	(66,296)	-38.7%
Classified Hourly	300,000	72,781	24.3%	312,000	37,807	12.1%	34,974	92.5%
Total Salaries & Wages	\$ 760,000	\$ 340,960	44.9%	\$ 793,000	\$ 292,958	36.9%	\$ 48,002	16.4%
Staff Benefits								
Professional Services	\$ 600,000	945,685	157.6%	625,000	256,175	41.0%	689,510	269.2%
Operating Services	2,495,000	1,121,366	44.9%	2,600,000	2,083,575	80.1%	(962,209)	-46.2%
Travel	65,000	20,059	30.9%	68,000	23,381	34.4%	(3,322)	-14.2%
Utilities	800,000	457,661	57.2%	737,000	407,437	55.3%	50,224	12.3%
Scholarship & Refunds	43,000	1,130	2.6%	45,000	835	1.9%	295	35.3%
Bond Principal and Expense	1,120,500	98,553	8.8%	1,253,500	416,817	33.3%	(318,265)	-76.4%
Furniture & Equipment	1,600,000	10,369	0.6%	1,675,000	961	0.1%	9,408	979.1%
Items for Resale	-	-	0.0%	-	-	0.0%	-	0.0%
TOTAL	\$ 7,623,500	\$ 3,074,663	40.3%	\$ 7,938,500	\$ 3,547,605	44.7%	\$ (472,941)	-13.3%
CAPITAL								
Construction - State (295)	\$ 3,116,400	\$ 1,530,666	49.1%	\$ 2,000,000	\$ 389,217	19.5%	\$ 1,141,449	293.3%
Construction - Non State (483)	7,500,000	1,605,921	21.4%	3,000,000	1,952,874	65.1%	(346,953)	-17.8%
TOTAL	\$ 10,616,400	\$ 3,136,588	29.5%	\$ 5,000,000	\$ 2,342,091	46.8%	\$ 794,497	33.9%

TULSA COMMUNITY COLLEGE
FINANCIAL REPORT
MONTH ENDING MARCH 31, 2023

TULSA COMMUNITY COLLEGE
STATEMENT OF REVENUE AND EXPENDITURES COMPARISON
FOR THE PERIOD ENDING MARCH 31, 2023 AND MARCH 31, 2022

	MARCH FY23			MARCH FY22			\$ Change	Percent Change
	Budget	Year to date	Percent of Budget	Budget	Year to date	Percent of Budget		
Revenue								
Education & General								
State Appropriations	\$ 32,957,050	\$ 26,175,137	79.4%	\$ 31,022,199	\$ 24,374,090	78.6%	\$ 1,801,047	7.4%
Revolving Fund	1,936,906	2,205,958	113.9%	2,939,191	1,952,223	66.4%	253,735	13.0%
Resident Tuition	28,598,786	23,549,132	82.3%	28,016,104	22,500,361	80.3%	1,048,771	4.7%
Non-Resident Tuition	2,343,890	1,664,445	71.0%	2,206,417	1,725,866	78.2%	(61,421)	-3.6%
Student Fees	7,130,931	5,361,756	75.2%	7,531,057	5,422,443	72.0%	(60,687)	-1.1%
Local Appropriations	48,000,000	27,600,000	57.5%	47,025,000	27,800,000	59.1%	(200,000)	-0.7%
Total	<u>\$ 120,967,563</u>	<u>\$ 86,556,428</u>	<u>71.6%</u>	<u>\$ 118,739,968</u>	<u>\$ 83,774,983</u>	<u>70.6%</u>	<u>\$ 2,781,445</u>	<u>3.3%</u>
HEERF								
Federal Student Grants - HEERF II&III	1,500,000	1,508,245	100.5%	18,500,000	14,499,590	78.4%	(12,991,345)	-89.6%
Federal Institutional Aid - HEERF II&III	28,500,000	11,451,658	40.2%	31,000,000	10,617,962	34.3%	833,695	7.9%
Total	<u>\$ 30,000,000</u>	<u>\$ 12,959,903</u>	<u>43.2%</u>	<u>\$ 49,500,000</u>	<u>\$ 25,117,552</u>	<u>50.7%</u>	<u>\$ (12,157,650)</u>	<u>-48.4%</u>
Auxiliary Enterprises								
Campus Store	\$ 525,000	\$ 251,726	47.9%	\$ 400,000	\$ 452,038	113.0%	\$ (200,312)	(0.44)
Student Activities	1,900,000	1,679,620	88.4%	2,000,000	1,578,011	78.9%	101,609	6.4%
Other Auxiliary Enterprises	3,500,000	2,773,017	79.2%	4,000,000	2,654,722	66.4%	118,295	4.5%
Total	<u>\$ 5,925,000</u>	<u>\$ 4,704,363</u>	<u>79.4%</u>	<u>\$ 6,400,000</u>	<u>\$ 4,684,771</u>	<u>73.2%</u>	<u>\$ 19,592</u>	<u>0.4%</u>
Restricted								
Institutional Grants	\$ 4,185,000	\$ 2,620,639	62.6%	\$ 4,125,000	\$ 2,568,276	62.3%	\$ 52,363	2.0%
State Student Grants	4,456,979	2,745,932	61.6%	4,020,320	1,989,296	49.5%	756,636	38.0%
Total	<u>\$ 8,641,979</u>	<u>\$ 5,366,571</u>	<u>62.1%</u>	<u>\$ 8,145,320</u>	<u>\$ 4,557,571</u>	<u>56.0%</u>	<u>\$ 808,999</u>	<u>17.8%</u>
Capital								
Construction - State (295)	\$ 3,116,400	\$ 1,716,400	55.1%	\$ 2,000,000	\$ 1,716,400	85.8%	\$ -	0.0%
Construction - Non State (483)	7,500,000	1,650,312	22.0%	3,000,000	3,154,343	105.1%	(1,504,031)	-47.7%
Total	<u>\$ 10,616,400</u>	<u>\$ 3,366,712</u>	<u>31.7%</u>	<u>\$ 5,000,000</u>	<u>\$ 4,870,743</u>	<u>97.4%</u>	<u>\$ (1,504,031)</u>	<u>-30.9%</u>
TOTAL REVENUE	<u>\$ 176,150,942</u>	<u>\$ 112,953,976</u>	<u>64.1%</u>	<u>\$ 187,785,288</u>	<u>\$ 123,005,621</u>	<u>65.5%</u>	<u>\$ (10,051,644)</u>	<u>-8.2%</u>
Expenditures								
Education & General								
Instruction	\$ 50,516,742	\$ 31,679,430	62.7%	\$ 48,117,230	\$ 30,589,373	63.6%	\$ 1,090,057	3.6%
Public Service	982,076	475,643	48.4%	1,022,515	708,951	69.3%	(233,308)	-32.9%
Academic Support	18,732,346	12,016,472	64.1%	18,617,965	11,560,458	62.1%	456,014	3.9%
Student Services	11,121,621	6,921,320	62.2%	10,581,398	6,781,404	64.1%	139,916	2.1%
Institutional Support	14,344,843	10,581,199	73.8%	14,254,489	10,556,735	74.1%	24,464	0.2%
Operation/ Maintenance of Plant	17,789,214	13,261,464	74.5%	17,489,757	13,313,974	76.1%	(52,510)	-0.4%
Tuition Waivers	4,300,000	4,415,410	102.7%	4,600,000	4,049,538	88.0%	365,872	9.0%
Scholarships	5,300,000	4,122,593	77.8%	5,800,000	4,505,054	77.7%	(382,461)	-8.5%
Total	<u>\$ 123,086,842</u>	<u>\$ 83,473,531</u>	<u>67.8%</u>	<u>\$ 120,483,353</u>	<u>\$ 82,065,485</u>	<u>68.1%</u>	<u>\$ 1,408,046</u>	<u>1.7%</u>
HEERF								
Federal Student Grants - HEERF II&III	1,500,000	1,138,044	75.9%	18,500,000	15,105,015	81.6%	(13,966,971)	-92.5%
Federal Institutional Aid - HEERF II&III	6,000,000	3,658,421	61.0%	31,000,000	10,768,493	34.7%	(7,110,072)	-66.0%
Federal Institutional Aid - Lost Revenue	22,500,000	6,025,707	26.8%	-	-	0%	6,025,707	0%
Total	<u>\$ 30,000,000</u>	<u>\$ 10,822,172</u>	<u>36.1%</u>	<u>\$ 49,500,000</u>	<u>\$ 25,873,508</u>	<u>52.3%</u>	<u>\$ (15,051,336)</u>	<u>-58.2%</u>
Auxiliary Enterprises								
Campus Store	\$ 130,500	\$ 109,503	83.9%	\$ 130,500	\$ 108,860	83.4%	\$ 643	0.6%
Student Activities	1,900,000	629,688	33.1%	3,000,000	1,077,662	35.9%	(447,974)	-41.6%
Other Auxiliary Enterprises	7,623,500	3,338,429	43.8%	7,938,500	3,851,184	48.5%	(512,756)	-13.3%
Total	<u>\$ 9,654,000</u>	<u>\$ 4,077,619</u>	<u>42.2%</u>	<u>\$ 11,069,000</u>	<u>\$ 5,037,707</u>	<u>45.5%</u>	<u>\$ (960,087)</u>	<u>-19.1%</u>
Restricted								
Institutional Grants	\$ 4,185,000	\$ 3,765,197	90.0%	\$ 4,125,000	\$ 2,568,276	62.3%	\$ 1,196,922	46.6%
State Student Grants	4,456,979	2,817,488	63.2%	4,020,320	2,918,067	72.6%	(100,579)	-3.4%
Total	<u>\$ 8,641,979</u>	<u>\$ 6,582,685</u>	<u>76.2%</u>	<u>\$ 8,145,320</u>	<u>\$ 5,486,342</u>	<u>67.4%</u>	<u>\$ 1,096,343</u>	<u>20.0%</u>
Capital								
Construction - State (295)	\$ 3,116,400	\$ 1,665,597	53.4%	\$ 2,000,000	\$ 525,372	26.3%	\$ 1,140,225	217.0%
Construction - Non State (483)	7,500,000	1,662,621	22.2%	3,000,000	2,690,180	89.7%	(1,027,558.67)	-38.2%
Total	<u>\$ 10,616,400</u>	<u>\$ 3,328,218</u>	<u>31.3%</u>	<u>\$ 5,000,000</u>	<u>\$ 3,215,551</u>	<u>64.3%</u>	<u>\$ 112,667</u>	<u>3.5%</u>
TOTAL EXPENDITURES	<u>\$ 181,999,221</u>	<u>\$ 108,284,226</u>	<u>59.5%</u>	<u>\$ 194,197,673</u>	<u>\$ 121,678,593</u>	<u>62.7%</u>	<u>\$ (13,394,368)</u>	<u>-11.0%</u>

TULSA COMMUNITY COLLEGE
EXPENDITURE SUMMARY BY CATEGORY
FOR THE PERIOD ENDING MARCH 31, 2023 AND MARCH 31, 2022

	MARCH FY23			MARCH FY22			\$ Change	Percent Change
	Budget	Year to date	Percent of Budget	Budget	Year to date	Percent of Budget		
EDUCATION AND GENERAL								
Salaries & Wages								
Faculty	\$ 20,334,088	\$ 12,896,329	63.4%	\$ 19,432,417	\$ 12,564,738	64.7%	\$ 331,590	2.6%
Adjunct Faculty	11,000,000	7,114,194	64.7%	10,500,000	8,285,092	78.9%	(1,170,898)	-14.1%
Professional	13,180,480	9,308,958	70.6%	11,923,617	8,817,612	74.0%	491,346	5.6%
Classified Exempt	1,978,693	1,582,026	80.0%	3,801,000	1,510,797	39.7%	71,229	4.7%
Classified Hourly	18,004,571	11,754,193	65.3%	17,564,728	10,858,653	61.8%	895,540	8.2%
TOTAL	\$ 64,497,832	\$ 42,655,701	66.1%	\$ 63,221,762	\$ 42,036,892	66.5%	\$ 618,808	1.5%
Staff Benefits	\$ 26,729,010	\$ 17,746,220	66.4%	\$ 24,333,149	\$ 17,166,734	70.5%	\$ 579,486	3.4%
Professional Services	2,634,000	1,839,346	69.8%	3,620,310	2,005,498	55.4%	(166,152)	-8.3%
Operating Services	16,037,800	9,947,303	62.0%	15,809,902	9,746,568	61.6%	200,735	2.1%
Travel	310,200	212,203	68.4%	544,843	120,268	22.1%	91,935	76.4%
Utilities	1,650,000	1,515,560	91.9%	1,500,000	1,177,082	78.5%	338,478	28.8%
Tuition Waivers	1,628,000	4,415,410	271.2%	4,600,000	4,049,538	88.0%	365,873	9.0%
Scholarships	4,300,000	4,122,592	95.9%	5,800,000	4,505,054	77.7%	(382,462)	-8.5%
Furniture & Equipment	5,300,000	1,019,195	19.2%	1,053,387	1,257,852	119.4%	(238,657)	-19.0%
TOTAL	\$ 123,086,842	\$ 83,473,530	67.8%	\$ 120,483,353	\$ 82,065,485	68.1%	\$ 1,408,046	1.7%
HEERF								
Federal Student Grants - HEERF II&III	\$ 1,500,000	\$ 1,138,044	75.9%	\$ 18,500,000	\$ 15,105,015	81.6%	\$ (13,966,971)	-92.5%
Federal Institutional Aid - HEERF II&III	6,000,000	3,658,421	61.0%	31,000,000	10,768,493	34.7%	(7,110,072)	-66.0%
Federal Institutional Aid - Lost Revenue	22,500,000	6,025,707	26.8%	-	-	0.0%	6,025,707	100.0%
TOTAL	\$ 30,000,000	\$ 10,822,172	36.1%	\$ 49,500,000	\$ 25,873,508	52.3%	\$ (15,051,336)	-58.2%
CAMPUS STORE								
Bond Principal and Expense	130,500	109,503	83.9%	130,500	108,860	83.4%	643	0.6%
TOTAL	\$ 130,500	\$ 109,503	83.9%	\$ 130,500	\$ 108,860	83.4%	\$ 643	0.6%
STUDENT ACTIVITIES								
Salaries & Wages								
Professional	\$ 135,000	\$ 1,620	1.2%	\$ 216,000	\$ 55,588	25.7%	\$ (53,968)	-97.1%
Classified Hourly	535,000	283,948	53.1%	850,000	407,869	48.0%	(123,921)	-30.4%
Total Salaries & Wages	\$ 670,000	\$ 285,568	42.6%	\$ 1,066,000	\$ 463,457	43.5%	\$ (177,889)	-38.4%
Staff Benefits	\$ 300,000	\$ 117,828	39.3%	\$ 445,000	\$ 202,296	45.5%	\$ (84,468)	-41.8%
Professional Services	70,000	1,050	1.5%	116,000	65,000	56.0%	(63,950)	-98.4%
Operating Services	260,000	215,492	82.9%	410,000	325,324	79.3%	(109,832)	-33.8%
Travel	20,000	9,749	48.7%	38,000	2,336	6.1%	7,413	317.3%
Furniture & Equipment	580,000	-	0.0%	925,000	19,249	2.1%	(19,249)	-100.0%
Items for Resale	-	-	0.0%	-	-	0.0%	-	0.0%
TOTAL	\$ 1,900,000	\$ 629,688	33.1%	\$ 3,000,000	\$ 1,077,662	35.9%	\$ (447,974)	-41.6%
OTHER AUXILIARY ENTERPRISES								
Salaries & Wages								
Professional	\$ 135,000	\$ 116,918	86.6%	\$ 141,000	\$ 93,831	66.5%	\$ 23,087	24.6%
Adjunct Faculty	325,000	191,723	59.0%	340,000	201,677	59.3%	(9,954)	-4.9%
Classified Hourly	300,000	110,186	36.7%	312,000	67,941	21.8%	42,244	62.2%
Total Salaries & Wages	\$ 760,000	\$ 418,826	55.1%	\$ 793,000	\$ 363,449	45.8%	\$ 55,378	15.2%
Staff Benefits	\$ 140,000	\$ 91,065	65.0%	\$ 142,000	\$ 76,880	54.1%	\$ 14,185	18.5%
Professional Services	600,000	971,399	161.9%	625,000	275,324	44.1%	696,075	252.8%
Operating Services	2,495,000	1,209,069	48.5%	2,600,000	2,223,424	85.5%	(1,014,354)	-45.6%
Travel	65,000	21,881	33.7%	68,000	27,892	41.0%	(6,012)	-21.6%
Utilities	800,000	505,186	63.1%	737,000	457,754	62.1%	47,432	10.4%
Scholarship & Refunds	43,000	1,130	2.6%	45,000	835	1.9%	295	35.3%
Bond Principal and Expense	1,120,500	109,503	9.8%	1,253,500	424,665	33.9%	(315,162)	-74.2%
Furniture & Equipment	1,600,000	10,369	0.6%	1,675,000	-	0.0%	10,369	100.0%
Items for Resale	-	-	0.0%	-	961	0.0%	(961)	-100.0%
TOTAL	\$ 7,623,500	\$ 3,338,429	43.8%	\$ 7,938,500	\$ 3,851,184	48.5%	\$ (512,756)	-13.3%
CAPITAL								
Construction - State (295)	\$ 3,116,400	\$ 1,665,597	53.4%	\$ 2,000,000	\$ 525,372	26.3%	\$ 1,140,225	217.0%
Construction - Non State (483)	7,500,000	1,662,621	22.2%	3,000,000	2,690,180	89.7%	(1,027,559)	-38.2%
TOTAL	\$ 10,616,400	\$ 3,328,218	31.3%	\$ 5,000,000	\$ 3,215,551	64.3%	\$ 112,667	3.5%



Facilities and Safety Committee Projects Dashboard

APRIL 2023

CAMPUS GROWTH

MC Relocate Nursing Phase I

Estimated Completion: TBD
Budget: TBD



SE Cyber Security

Estimated Completion: TBD
Budget: \$350,000



SAFETY

Campus Wide Air Handlers

Estimated Completion: March 2023
Budget: \$8,294,828



MC, NE and SE Doors and Access Controls

Estimated Completion: Oct 2023
Budget: \$3,600,000



MC/NE Cameras and NVR's SE Data Closet

Estimated Completion: TBD
Budget: \$1,800,000



Fire Panels

Estimated Completion: May 2023
Budget: \$520,000



Digital Signage Portable Digital Exterior Signage

Estimated Completion: TBD
Budget: \$150,000



Exterior Speakers and Building Beacons

Estimated Completion: TBD
Budget: \$200,000



Emergency Management Software

Estimated Completion: TBD
Budget: \$80,000



DEFERRED MAINTENANCE

NE Electrical Upgrade

Estimated Completion: TBD
Budget: \$2,500,000



SE Plant 2 Chillers

Estimated Completion: TBD
Budget: \$800,000



NE Underground Piping

Estimated Completion: TBD
Budget: \$700,000



Restroom Upgrades

Estimated Completion: TBD
Budget: \$525,000



MC Philips Building Elevator Replacement

Estimated Completion: June 2023
Budget: \$500,000



WC Breezeway HVAC Replacement

Estimated Completion: June 2023
Budget: \$450,000



Classroom Upgrades

Estimated Completion: June 2023
Budget: \$250,000



MC VFD's (5) and Heat Exchangers (3)

Estimated Completion: TBD
Budget: \$250,000

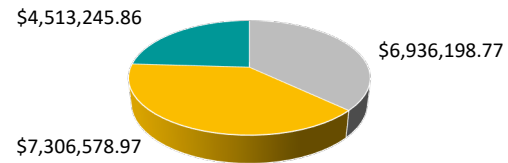


WC Sidewalks Student Success Center to Student Union

Estimated Completion: June 2023
Budget: \$100,000



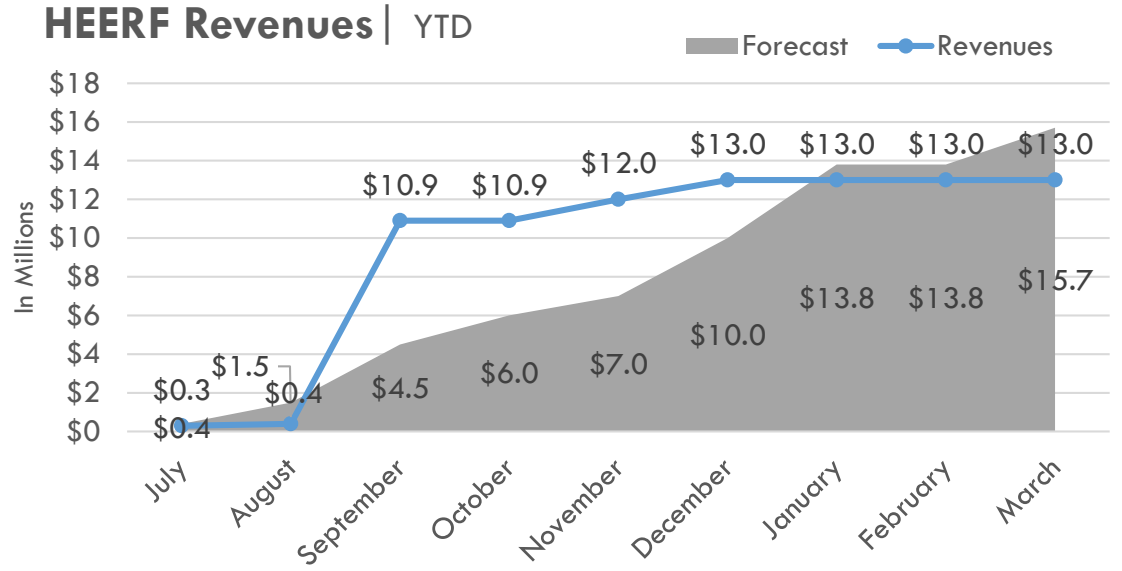
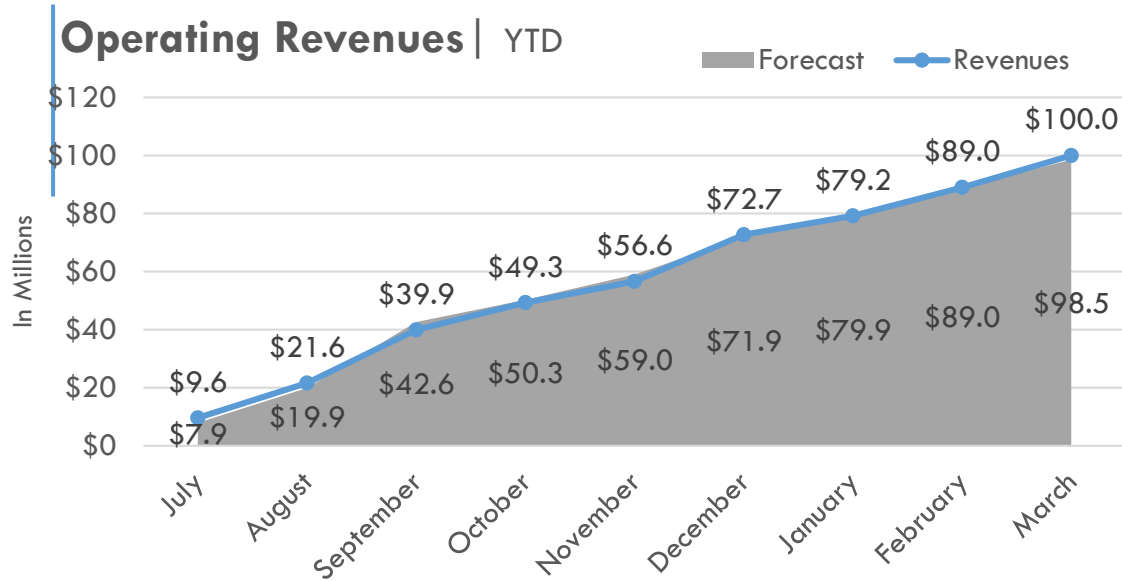
Deferred Maintenance*



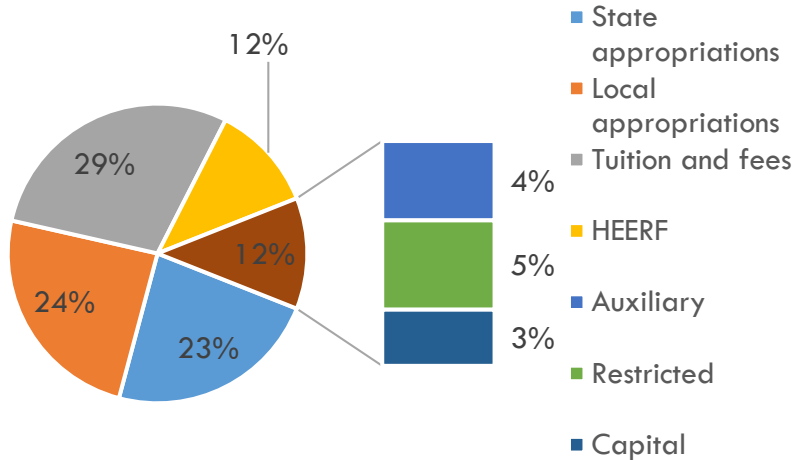
Available Committed YTD

* includes Safety Projects

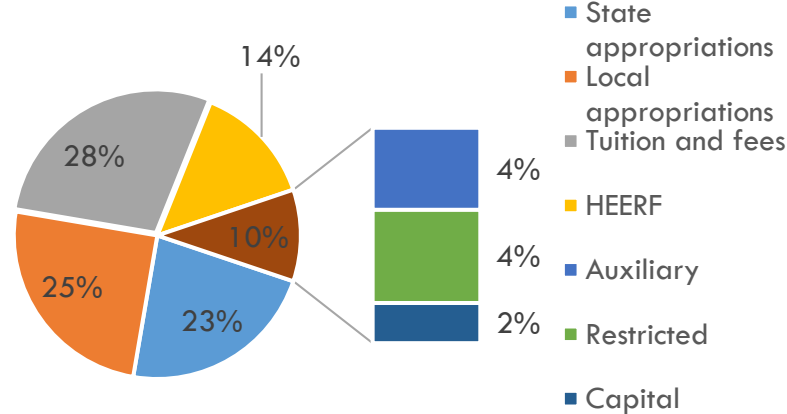
REVENUE DASHBOARD MARCH 2023



YTD Revenues by Type



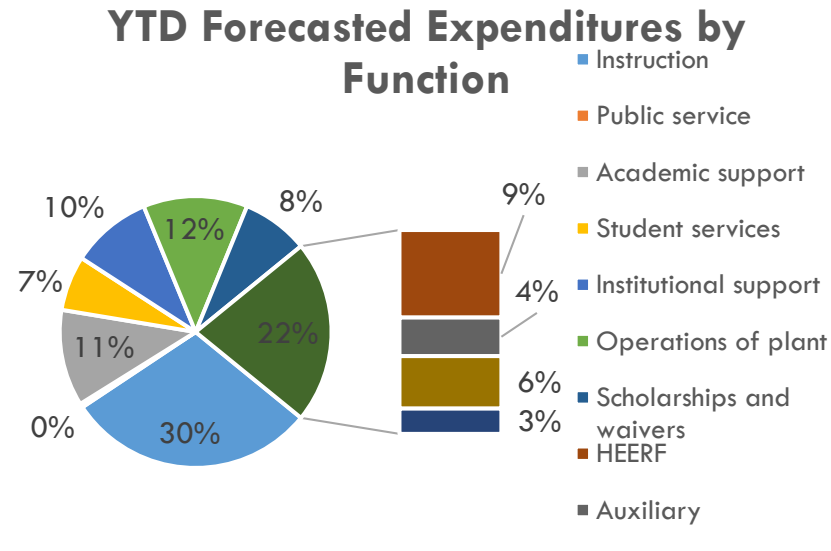
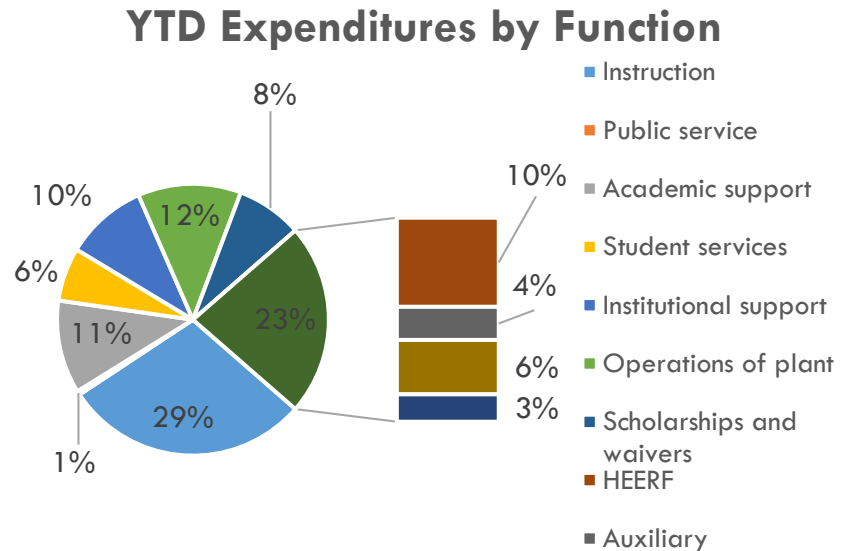
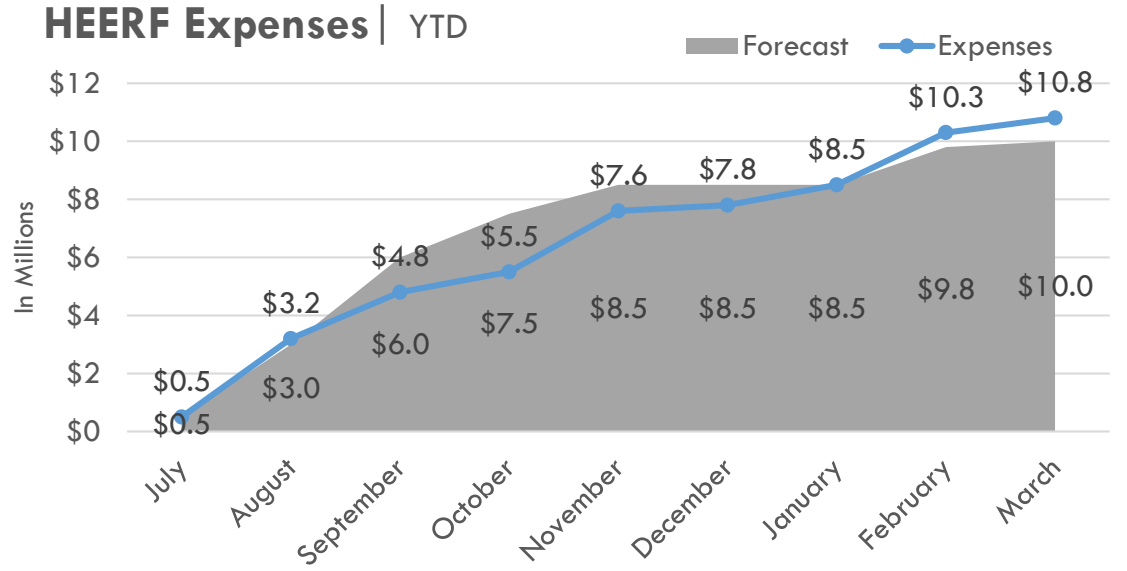
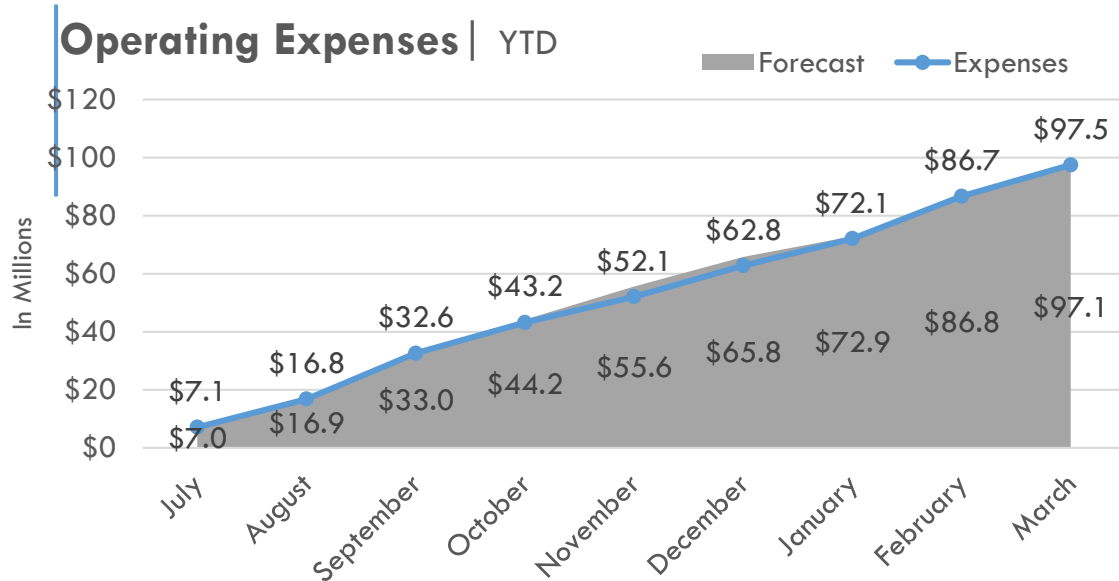
YTD Forecasted Revenues by Type



Revenues | Monthly Activity

	<u>Actual</u>	<u>Forecast</u>	<u>Variance</u>
Revenues			
E&G	8.8	\$ 8.3	\$ 0.5
HEERF	0.0	2.0	(2.0)
Auxiliary	0.6	0.3	0.3
Restricted	1.5	0.8	0.7
Capital	0.0	0.1	(0.1)
	\$ 10.9	\$ 11.5	\$ (0.6)

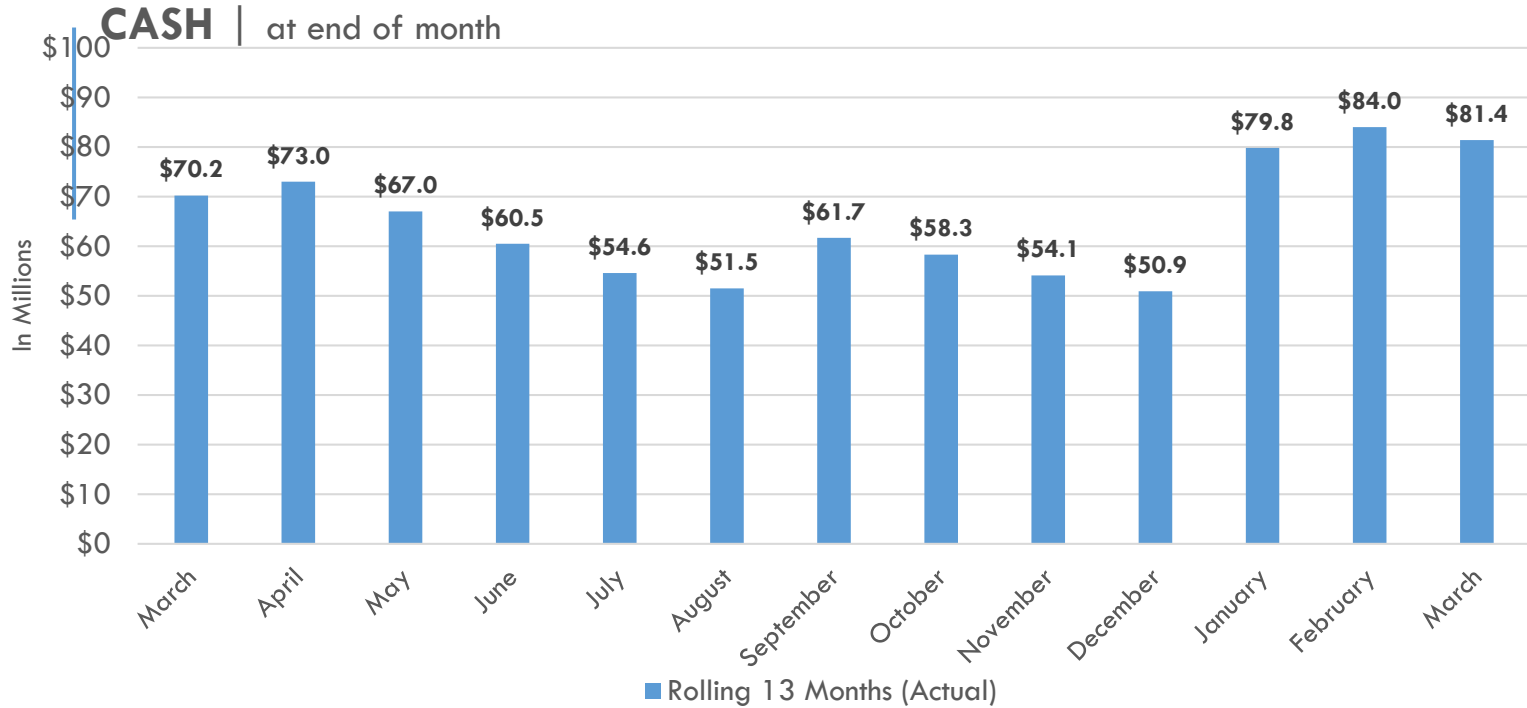
EXPENSE DASHBOARD MARCH 2023



Expenditures | Monthly Activity

Expenditures	Actual	Forecast	Variance
E&G	\$ 9.0	\$ 8.8	\$ (0.2)
HEERF	0.5	0.2	(0.3)
Auxiliary	0.3	0.5	0.2
Restricted	1.1	0.7	(0.4)
Capital	0.2	0.4	0.2
Total	\$ 11.1	\$ 10.6	\$ (0.5)

CASH MANAGEMENT & AR DASHBOARD MARCH 2023



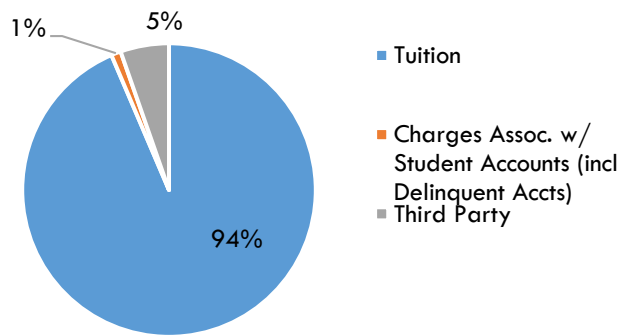
CASH BALANCE

E&G (290)	\$ 358,643
Construction (295)	\$ 1,227,297
Restricted (430)	\$ 185,951
Construction (483 & 475)	\$ 1,505,992
COVID Funds (490)	\$ 7,555,334
Auxiliary (706)	\$ 5,034,351
Clearing (750)	\$ 3,770,569
Local	\$ 58,709,094
Payroll (789)	\$ 3,096,790
Total	\$ 81,444,020

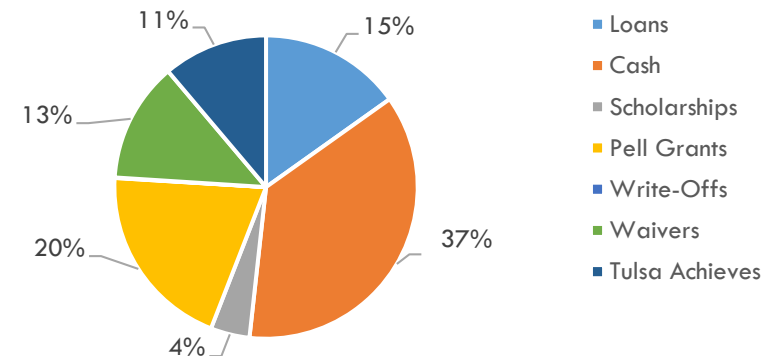
Cash Forecast 06/30/2023 **\$68,500,000**

Local Forecast 06/30/2023 **\$47,000,000**

Spring 2023 Student Charges by Type

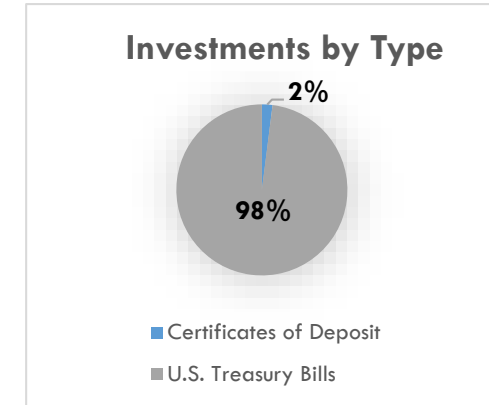


Spring 2023 Payments by Type

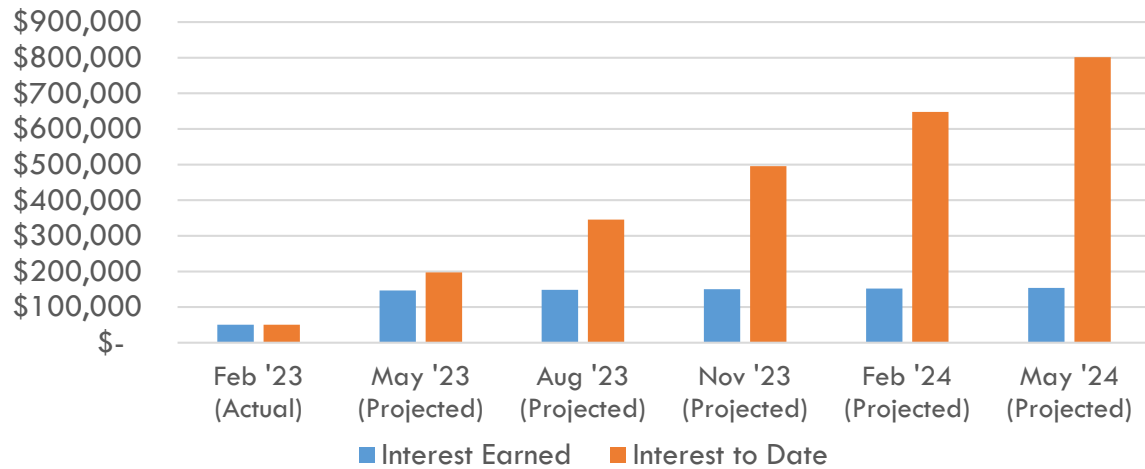


INVESTMENT STRATEGY MARCH 2023

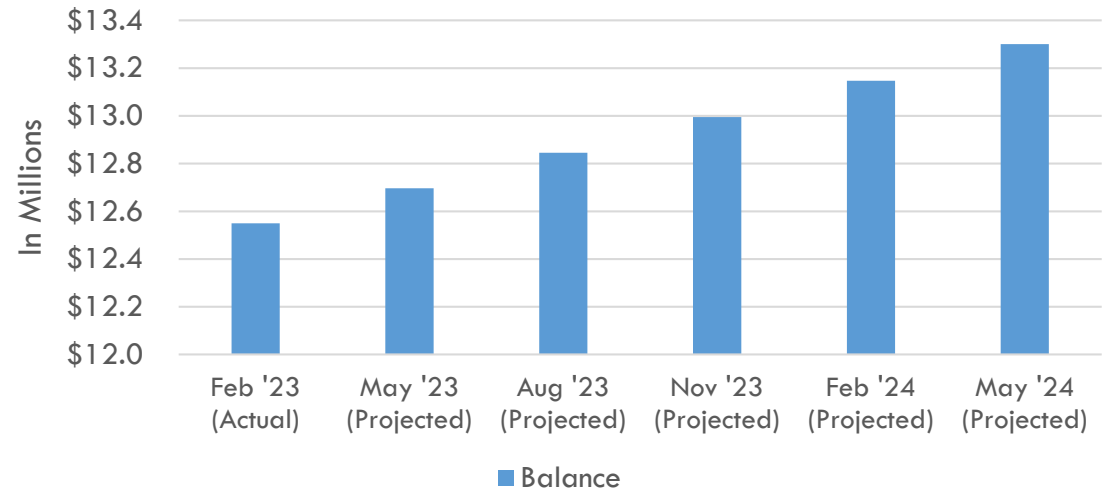
Financial Institution	Trade Date	Settled Date	Maturity Date	Amount	Interest at Maturity
<u>Certificates of Deposit:</u>					
Regent Bank	05/2021	05/2021	11/2023	\$15,538	\$267
Iowa State Bank	11/2018	11/2018	05/2025	\$245,000	\$19,698
<u>U.S. Treasury Bills:</u>					
BOKF	02/2023	03/2023	6/2023	\$12,553,290	\$146,710



INTEREST (ASSUMED 4.6%)

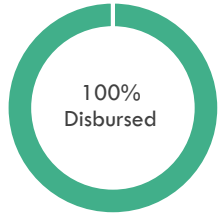


BALANCE (ASSUMED 4.6%)



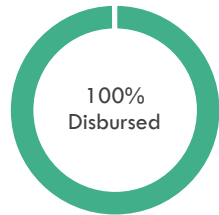
HIGHER EDUCATION EMERGENCY RELIEF FUND – (HEERF 2 & HEERF 3)

Student Grants (HEERF 2)



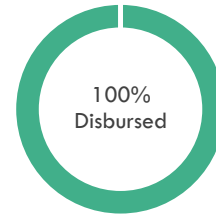
Budget: \$4,400,000
Disbursed: \$4,400,000

Student Grants (HEERF 3)



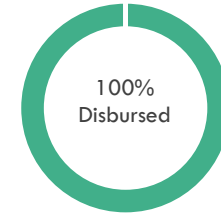
Budget: \$16,527,363
Disbursed: \$16,527,363

Safety & Security (Facilities)



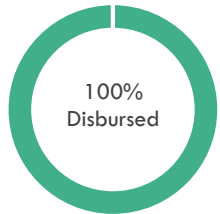
Budget: \$5,231,570
Disbursed: \$5,231,570

Student Technology



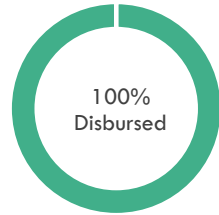
Budget: \$290,894
Disbursed: \$290,894

Workforce Technology



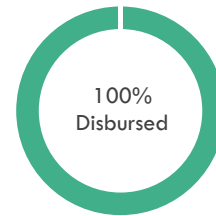
Budget: \$2,556,720
Disbursed: \$2,556,720

Need - Based Student Grants



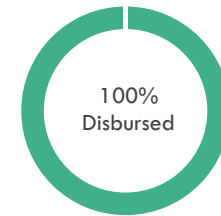
Budget: \$1,675,700
Disbursed: \$1,675,700

Equipment / Software



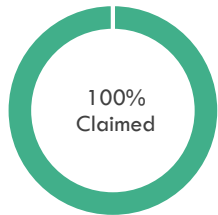
Budget: \$447,433
Disbursed: \$447,433

Financial Aid Consulting



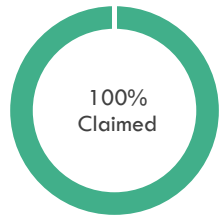
Budget: \$185,387
Disbursed: \$185,387

Student Debt Forgiveness



Estimated: \$6,533,862
Disbursed: \$6,533,862

Lost Revenue



Estimated: \$14,969,049
Claimed: \$14,969,049

TOTAL HEERF

Student Grants	\$ 22,603,063
Safety & Security	\$ 5,231,570
Student Technology	\$ 290,894
Workforce Technology	\$ 2,556,720
Equipment / Software	\$ 447,433
Financial Aid Consulting	\$ 185,387
Student Debt Forgiveness	\$ 6,533,862
Lost Revenue Claims	\$ 14,969,049
	\$ 52,817,978
Disbursed in FY21	\$ 4,068,421
Disbursed in FY22	\$ 28,984,064
Disbursed in FY23	\$ 4,796,465
Lost Revenue Claimed	\$ 14,969,049
Remaining	\$ -

HIGHER EDUCATION EMERGENCY RELIEF FUND – LOST REVENUE SPENDING

Student Debt Forgiveness (Spring 2020 – Spring 2021)



Estimated: \$4,182,954

Collected: \$4,182,954

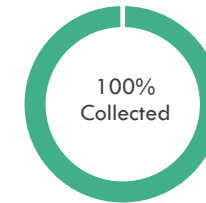
Student Debt Forgiveness (Summer 2021 – Fall 2021)



Estimated: \$2,350,908

Collected: \$2,350,908

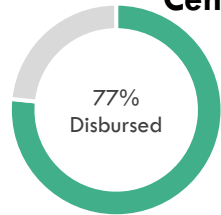
Lost Revenue



Estimated: \$14,969,049

Claimed: \$14,969,049

MC + NEC Student Success Center



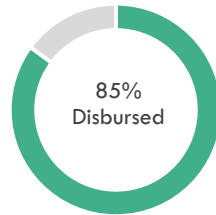
Total Project Estimate: \$6,150,000

HEERF Funding: \$2,550,000

Other Funding: \$3,600,000

Disbursed (HEERF): \$1,954,808

NEC Fab Lab



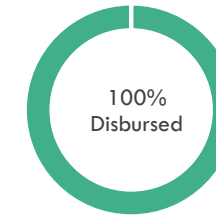
Total Project Estimate: \$250,000

HEERF Funding: \$250,000

Other Funding: \$0

Disbursed (HEERF): \$212,699

PACE Lighting + Equipment



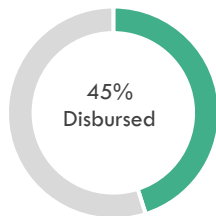
Total Project Estimate: \$280,000

HEERF Funding: \$280,000

Other Funding: \$0

Disbursed (HEERF): \$279,817

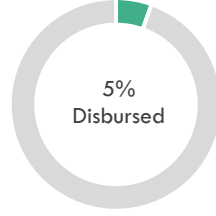
Safety & Security (Facilities)



Budget: \$12,110,430

Disbursed: \$ 5,458,263

Classroom Upgrades / Deferred Maintenance



Budget: \$3,310,000

Disbursed: \$ 179,963

Student Debt + Lost Revenue Spending Allocation

Student Success Centers	\$ 2,550,000
Safety & Security (Facilities)	\$ 12,110,430
PACE Lighting + Equipment	\$ 280,000
FAB Lab Remodel	\$ 250,000
Class Upgrades / Deferred Maint.	\$ 3,310,000
Allocated	\$ 18,110,430
Total Lost Revenue	\$ 21,502,911
Unallocated budget	\$ 3,002,481
Disbursed in FY22	\$ 2,059,843
Disbursed in FY23	\$ 6,025,707
Remaining	\$ 13,417,361

Two TCC Students Named Semifinalists for the Jack Kent Cooke Undergraduate Transfer Scholarship

Two TCC students -- **Jesse Brownfield** and **Kelly Parsley** -- have been named semifinalists by the Jack Kent Cooke Foundation for the highly competitive Cooke Undergraduate Transfer Scholarship with up to \$55,000 per year to complete a four-year degree.



TCC Student Presents Research at National Conference

Alex Madden was selected to present at the National Conference on Undergraduate Research this month. Madden identified the impact of geographic disparities in adult smokers under the direction of TCC faculty member & co-coordinator of undergraduate research **Mona Easterling**. She also presented at Oklahoma Research Day along with **Kandace Johnson**, who studied the effect of artificial sweetener-amended diets on the gut microbiome of the Madagascar hissing cockroach, under the direction of TCC faculty member **Neil Ennis** and with **Mariia Shevchenko**, who studied pectin as a biomaterial replacement for petroleum-based plastic under the direction of Easterling.

TCC Speech and Debate Team Competes at State and National Tournaments

TCC held the Oklahoma Intercollegiate Forensics Association state tournament in Feb. at the TCC Southeast Campus with 11 schools competing. TCC was named the Top Community College for the fourth year in a row in this competition. **Kenneth Butler** was named State Champion in Dramatic Interpretation. Butler, **Ian Oden**, **Hayden Grubbs**, **Brooklyn Ravenscroft** and **Alexandra Bradford** competed for TCC. In March, TCC's Speech & Debate Team competed at the national Asynchronous Speech Championship. TCC finished 3rd out of seven community colleges and 20th overall out of 31 teams. **Kenneth Butler** and **Alexandra Bradford** competed.

TCC Dual Credit Students Named 2023 Academic All-Staters

Eight TCC dual credit students were named 2023 Academic All-States by the Oklahoma Foundation for Excellence. **Tressa Briggs** & **Sophia Rehman** from Bixby High School, **Sydney Bennet** from Broken Arrow High School, **Taylor Rhoton** from Collinsville High School, **Eli Swartwood** from Coweta High School, **Lukacs Acker-Breslin** from Edison High School (TPS), **Jaidyn Adams** from Sapulpa High School, and **Celestine Kim** from Union High School, are part of the 100 high school seniors from across the state recognized for academic excellence and leadership.



TCC Hosts Institute for Culturally Responsive Pedagogy

Marking its third year, TCC hosted the Institute for Culturally Responsive Pedagogy. The goal is to help TCC faculty and other interested educators develop better strategies to engage with the college's diverse learners such as background, learning style, and language. At TCC, our student population consists of 26% who are the first in their family to attend college, the highest number of recipients using military education benefits of all Tulsa-area institutions, and 44% who are racial/ethnic minority.

TCC VP Selected for Prestigious Nationwide Leaders Program

VP of Student Success and Equity **Dr. Eunice Tarver** is one of 35 leaders selected for the 2023-24 class of the Aspen Rising Presidents Fellowship. It is presented by the Aspen Institute College Excellence Program and delivered in collaboration with the Stanford Educational Leadership Initiative. This program prepares the next generation of community college presidents to transform institutions to achieve higher and more equitable levels of student success. She is part of the incoming class of Aspen Rising Presidents Fellows which is 74% women, and 60% are people of color.

TCC Police Chief Participates in Training

TCC Police **Chief Melvin Murdock** recently took part in a full-scale Active Shooter Exercise at Biola University in California. He was one of a handful of chief law enforcement officers who were invited to participate in the event as an adviser and observer which was an opportunity to enhance TCC police's readiness and preparedness levels.



TCC Sr. VP & CAO Gives Keynote Address at Conference

Dr. Angela Sivadon was the keynote speaker at Cameron University's Empowering Women in Leadership and STEM Conference earlier this month. She spoke about understanding how we connect and work together with individuals who have different personalities and how we can work effectively as a team. She also led a panel discussion as a small group of female leaders shared what they had learned and leadership wisdom.



TCC Hosts Screening and Panel Discussion of Film

Featured by FOX23

TCC hosted a screening of the 2022 movie, "The Woman King" as part of a larger collegewide celebration of Women's History Month. The event, open to students and employees as well as community members, included a panel discussion following the movie with Quraysh Ali Lansana, author, poet and Tulsa Artist Fellow; **Matthew Edwards**, Film Arts adjunct faculty and tech support specialist; and **Nikki Givens**, associate professor of Political Science. **Dr. Dewayne Dickens**, Diversity, Equity and Inclusion director, and **Ramona Curtis**, Workforce Programming director, served as moderators. Sponsored by TCC Engaged Learning Division and the TCC Foundation, **Cindy Shanks**, dean of Engaged Learning and **Dr. Lisa Guinn**, History faculty member, served as Women's History Month committee co-chairs.

TCC Hosts Discussion with Common Book Author

Featured by KTUL

TCC hosted a virtual discussion featuring common book author Robin Wall Kimmerer. Students, employees and members of the community were invited to participate as Kimmerer talked about themes in her best-selling book "Braiding Sweetgrass: Indigenous Wisdom, Scientific Knowledge, and the Teachings of Plants."

Signature Symphony Hires New Development Director

Featured by *Tulsa World*

From the announcement that **Katie Sawicki** had been named the new director of development and operations for Signature Symphony at TCC to the announcement of the 2023-2024 season, it's been a busy two months for the professional organization. The short brief also mentioned the quick succession of events that took place this month including the conducting seminar, the annual *Tulsa Sings!* concert and the gala fundraiser, Overture.

Signature Symphony Unveils 45th Season

Featured by *KRMG* and *Tulsa World*

Signature Symphony at TCC unveiled the 2023-2024 season detailing five concerts and including Beethoven, bluegrass, bohemia and Broadway. Marking its 45th year, the professional orchestra has adopted the theme of "Horizons" for the coming season and added a fifth concert as the Tulsa Youth Symphony performs side-by-side with Signature Symphony.

Seven to Compete in *Tulsa Sings!*

Featured by *Tulsa World* and *KOTV*

Signature Symphony at TCC's current season came to a climatic conclusion with "American Jukebox" and featured wonderful performances from the seven *Tulsa Sings!* finalists along with Jason Graae, Tulsa-native and Broadway star and Scott Coulter, an award-winning New York-based performer. KOTV's LeAnne Taylor interviewed *Tulsa Sings!* winner Andrea Barr.



Guest Column: Community Colleges Play Critical Role, Fuel Oklahoma Workforce

Featured by *The Oklahoman*

From opposite corners of the state and representing the smallest and largest community colleges, **TCC President Leigh Goodson** and **Western Oklahoma State College President Chad Wiginton** wrote a column showing the invaluable contributions of community colleges to Oklahoma's economic growth. Published in *The Oklahoman*, it detailed how, regardless of urban or rural setting, workforce development is in a community college's DNA.

TCC Offering Free 6-Month Cybersecurity Training Program

Featured by *KOTV*

Highlighting careers in IT and cybersecurity, a recent KOTV story featured the Cyber Skills Center partnership between TCC, Tulsa Innovation Labs, edX and SkillStorm with interviews with **Jeremy Wade**, Cyber Skills Center director as well as a current student.





TCC Engages in Future Careers and Encourages Learning for K-12 Students

TCC hosted two separate events which collectively brought about 600 middle and high school students to campus to engage and encourage learning. The 2023 Tulsa Engineering Challenge saw kids from 4th - 12th grades from nearly 30 schools and 12 different cities compete in hands-on activities. Plus, TCC hosted Oklahoma's Region 4 National History Day Contest, which saw middle and high school students compete in exhibit, documentary, performance, website and research paper categories.

TCC Students and Grads in The News

Oklahomans Shine on 'Idol'

*Featured by **The Oklahoman** and **Tulsa World***

Former TCC student **Tanner Charles** appeared on 'American Idol' this season. During auditions he was given a ticket to go to Hollywood week but didn't make it past the first round.

Former TCC Student Elected to Sand Springs School Board

*Featured by **Sand Springs Leader***

The newest member of the Sand Springs Public Schools Board of Education is **Tracy Hanlon** who previously attended TCC.

TCC Graduate is On-Air Radio Personality in Tulsa

*Featured by **Black Wall Street Times***

Alicia Farrow, or Ali Shaw as she is known on the radio, is a long-time on-air personality for Tulsa's 105.3 KJAMZ radio station. She graduated from TCC with a degree in Liberal Studies and a Spanish translation certificate.