



**Tulsa Community College  
Regular Meeting of the Board of Regents**

**MINUTES**

The regular meeting of the Board of Regents of Tulsa Community College was held on **December 12, 2024 at 2:30 p.m. at Metro Campus.**

Board Members Present: Samuel Combs, Wesley Mitchell, Jennifer Jezek, James Beavers, Kevin Gross, Caron Lawhorn, and Peter Regan

Board Members Absent: None

Others Present: President Goodson  
Executive Assistant for the Board  
College Administrators  
College Legal Counsel  
Faculty and Staff  
Student Guests

**CALL TO ORDER**

Chair Combs called the meeting to order at 2:30 p.m.

President Goodson confirmed compliance with the Open Meeting Act.

**ROLL CALL**

The assistant called the roll and the meeting proceeded with a quorum.

**APPROVAL OF THE MINUTES**

A **motion** was made by Regent Gross and seconded by Regent Lawhorn to approve the minutes for the regular meeting of the Tulsa Community College Board of Regents held on Thursday, October 17, 2024, as presented. The Chair called for a vote. Votes were recorded as follows:

Combs – yes	Lawhorn - yes
Beavers – yes	Mitchell – yes
Gross – yes	Regan – yes
Jezek - yes	

**The motion carried.**

## **ACADEMIC AFFAIRS AND STUDENT SUCCESS COMMITTEE REPORT**

*Presented by Regent Regan and Matt Mounger, Curriculum Compliance Administrator*

### **1. Overview of Committee Meeting Topics**

Regent Regan apprised the board of meeting topics discussed at the December committee meeting.

- Recruiting Efforts Update

Recruitment efforts include inviting students on tours of TCC campuses, regular outreach engagements, processing admission applications.

### **2. Student Success Update**

*Introduction by Dr. Debbie Deibert, Professor and Program Coordinator, Child Development and Education, and presented by TCC student, Ismary Martinez*

Dr. Deibert gave an introduction. The Child Development Associate (CDA) is a national credential administered through the Council for Professional Recognition in Washington, D.C. TCC helps the student complete the program through internships, observation, development of a portfolio, and testing.

Dr. Angelica Reina helped develop the bilingual program and introduced Ismary Martinez to the Board.

Ms. Martinez spoke about her journey in the Child Development Associate (CDA) program. Ismary was in the first cohort of bilingual CDA students. She graduated with her CDA in December 2018. She has since then completed her Certificate of Mastery and will graduate with two associate degrees in December. In January, she will begin as an adjunct instructor in the CDA program teaching new bilingual students in the same program where she began her journey.

### **3. Recommendation for Approval of Changes in Academic Programs**

The Committee recommended approval of the following curriculum changes:

- Biotechnology Certificate – Delete Program
- Radiography AAS – Modify Program
- World Languages Certificate, Spanish Interpreting Skills Option – Modify Program
- World Languages Certificate, Spanish Option – Modify Program

- World Languages Certificate, Spanish Translating Skills Option – Modify Program
- American Sign Language AA – Modify Program
- Occupational Therapy Assistant AAS – Modify Program
- Diagnostic Medical Sonography – Modify Program
- Air Traffic Control AAS – Modify Program
- American Sign Language AA, Pre-Interpreting – Suspend Program
- Child Development AS, Teacher Certification Transfer Option – Modify Program
- Psychology AS – Modify Program
- Physical Science AS – New Program
- Music AA – Modify Program
- Child Development AAS, Early Childhood Option – Modify Program
- Digital Media AAS – Modify Program
- Digital Media CER – Modify Program
- Paralegal AA – Modify Program
- Paralegal CER – Modify Program
- AS Child Development, Non Teacher Certification Transfer Option – Modify Program

A **motion** was made by the Academic Affairs and Student Success Committee for approval curriculum changes. No second was needed. The Chair called for a vote. Votes were recorded as follows:

Combs – yes	Lawhorn - yes
Beavers – yes	Mitchell – yes
Gross – yes	Regan – yes
Jezek - yes	

**The motion carried.**

[\(Attachment: Curriculum Changes\)](#)

## **PERSONNEL REPORT**

*Presented by President Goodson*

### **1. Introductions**

#### New Staff

- Mary “Nikki” Parker, Assistant Chief Human Resources Officer

Faculty Approved for Salary Reclassification

- Heather Adams-Emond, Assistant Professor, Nursing
- Brandy Roulet, Assistant Professor, Dental Hygiene

**2. Consent Agenda**

The personnel consent agenda was submitted for approval.

- Appointments of full-time faculty and full-time professional staff at a pay grade 18 and above made since the last meeting of the Board of Regents of Tulsa Community College.
- Retirements of full-time faculty and full-time professional staff submitted since the last meeting of the Board of Regents of Tulsa Community College.
- Separations including resignations, terminations, deaths, and transition to disability status of full-time faculty and professional employees submitted since the last meeting of the Board of Regents of Tulsa Community College.

A **motion** was made by Regent Jezek and seconded by Regent Beavers to approve the personnel consent agenda. The Chair called for a vote. Votes were recorded as follows:

Combs – yes	Lawhorn - yes
Beavers – yes	Mitchell – yes
Gross – yes	Regan – yes
Jezek - yes	

**The motion carried.**

[\(Attachment: Consent Agenda\)](#)

**FACILITIES & SAFETY COMMITTEE REPORT**

*Presented by Regent Beavers and Michael Siftar, Associate Vice President of Administration and Chief Technology Officer*

**1. Overview of Committee Meeting Topics**

Regent Beavers asked Mr. Siftar to apprise the board of meeting topics discussed at the December committee meeting.

- Long-term Facilities Planning Update

The Committee received a report regarding the funding strategy for the Metro Campus redevelopment. Interviews for Owner's Representative services are currently underway with a selection recommendation expected in January.

- Construction Manager RFO Results Update

Three construction companies have been selected to be on-call for projects ranging up to \$5,000,000 over the next three years. This RFP process yielded eleven proposals with six firms selected for interviews. The three firms chosen ranked highest based on predefined scoring criteria completed by the TCC interview committee.

- Major Projects Update

Metro Campus construction for Nursing & Health Sciences remains on track with different areas of the campus being ready for student use at the start of the Spring semester.

The Northeast Campus Chemistry Lab remodel has been completed and is available for use.

Supplies for the NEC hydronic piping project are expected to arrive in the next several weeks with permanent installation expected to start over the winter break. The current temporary solution for hot water distribution is working well in the meantime.

Roof repairs at SEC Building 2 are scheduled to start next week.

In conjunction with Marketing, the Facilities department has created a brochure of completed, in progress, and future Deferred Maintenance projects by campus which is included in your board package. This brochure is intended to help highlight recent successes and upcoming priorities.

[\(Handout: Facilities Dashboard\)](#)

[\(Handout: Deferred Maintenance Brochure\)](#)

## **2. Recommendation for Approval to Enter into Agreements for Construction Services**

- 2.1 The Facilities & Safety Committee recommended that the Board of Regents 1) award an agreement to CSS, Inc. (Inola, OK), with a bid of **\$1,652,700** for replacement of five air handler units at the Metro Campus Philips Building, 2) approve an estimated total project budget of **\$1,817,970**, and 3) authorize administration to enter into an agreement and necessary change orders

within statutory and project budget limitations. The project was competitively bid under RFP-25004-AR and will be funded from capital budget.

- 2.2 The Facilities & Safety Committee recommended that the Board of Regents 1) award an agreement to Forrest Shoemaker Air Conditioning, Inc. (Tulsa, OK), with a bid of **\$335,166** for replacement of rooftop units at the Southeast Campus, 2) approve an estimated total project budget of **\$385,441**, and 3) authorize administration to enter into an agreement and necessary change orders within statutory and project budget limitations. The project was competitively bid under RFP-25009-AR and will be funded from capital budget.
- 2.3 The Facilities & Safety Committee recommended that the Board of Regents 1) award an agreement to Streamlined Roofing and Construction (Norman, OK), with a bid of **\$297,158** for ceiling and interior lighting improvements at the Northeast and Southeast Campuses, 2) approve an estimated total project budget of **\$341,732**, and 3) authorize administration to enter into an agreement and necessary change orders within statutory and project budget limitations. The project was competitively bid under RFP-25006-AR and will be funded from capital budget.
- 2.4 The Facilities & Safety Committee recommended that the Board of Regents 1) award an agreement to Platinum Mechanical, LLC (Tulsa, OK), with a bid of **\$286,725** for replacement of an air handler unit at the West Campus, 2) approve an estimated total project budget of **\$329,734**, and 3) authorize administration to enter into an agreement and necessary change orders within statutory and project budget limitations. The project was competitively bid under RFP-25011-AR and will be funded from capital budget.
- 2.5 The Facilities & Safety Committee recommended that the Board of Regents 1) award an agreement to Forrest Shoemaker Air Conditioning, Inc. (Tulsa, OK), with a bid of **\$283,795** for replacement of an energy recovery unit at the West Campus, 2) approve an estimated total project budget of **\$326,365**, and 3) authorize administration to enter into an agreement and necessary change orders within statutory and project budget limitations. The project was competitively bid under RFP-25010-AR and will be funded from capital budget.
- 2.6 The Facilities & Safety Committee recommended that the Board of Regents 1) award an agreement to BridgePoint (Tulsa, OK), in the amount of **\$185,493** for electrical work at the Northeast and Southeast Campuses, 2) approve an estimated total project budget of **\$213,317**, and 3) authorize administration to enter into an agreement and necessary change orders within statutory and

project budget limitations. Electrical Trade Services were previously bid under RFP-20011 and will be funded from capital budget.

- 2.7 The Facilities & Safety Committee recommended that the Board of Regents 1) award an agreement to Vale Painting (Tulsa, OK), sole bidder, with a bid of **\$140,000** for interior painting at the Southeast Campus PACE Auditorium, 2) approve an estimated total project budget of **\$161,000**, and 3) authorize administration to enter into an agreement and necessary change orders within statutory and project budget limitations. The project was competitively bid under RFP-25012-AR and will be funded from capital budget.
- 2.8 Ratification was requested to 1) award an agreement to Harness Roofing. (Harrison, AR), sole bidder, with a bid of **\$110,564** for repairs of the Southeast Campus Building 2 roof, 2) approve an estimated total project budget of **\$127,149**, and 3) authorize administration to enter into an agreement and necessary change orders within statutory and project budget limitations. The project was competitively bid under RFP-25002-BC and will be funded from capital budget.
- 2.9 The Facilities & Safety Committee recommended that the Board of Regents 1) award an agreement to Forrest Shoemaker Air Conditioning, Inc. (Tulsa, OK), with a bid of **\$90,263** for replacement of an exhaust fan at the Metro Campus, 2) approve an estimated total project budget of **\$103,803**, and 3) authorize administration to enter into an agreement and necessary change orders within statutory and project budget limitations. The project was competitively bid under RFP-25005-AR and will be funded from capital budget.
- 2.10 The Facilities & Safety Committee recommended that the Board of Regents 1) award an agreement to Interior Concepts (Tulsa, OK), with a bid of **\$87,800** to provide and install LVT flooring in Building 8 at the Southeast Campus, 2) approve an estimated total project budget of **\$100,970**, and 3) authorize administration to enter into an agreement and necessary change orders within statutory and project budget limitations. The project was competitively bid under RFP-25007-AR and will be funded from capital budget.

The Finance, Risk and Audit Committee reviewed the agreements at their December committee meeting.

A **motion** was made by the Facilities and Safety Committee for approval of agreements for construction services. No second was needed. The Chair called for a single vote for all ten agreements. Votes were recorded as follows:

Combs – yes	Lawhorn - yes
Beavers – yes	Mitchell – yes

Gross – yes  
Jezek - yes

Regan – yes

## **COMMUNITY RELATIONS COMMITTEE REPORT**

*Presented by Regent Beavers*

### **1. Overview of Committee Meeting Topics**

Regent Beavers apprised the board of meeting topics discussed at the October committee meeting.

- Legislative Updates

- **Federal**

- Expecting new rules and regulations from the new administration and republican congress.
- Linda McMahon was selected as Secretary of the Department of Education and will stand before the senate for approval.
- Congressman Tom Cole is the Chair of Appropriations
- Congressman Kevin Hern is Chairman of the Republican Policy Committee, which helps guide the legislative agenda in the House of Representatives.
- Senator Lankford is Vice Chair of the Senate Republican Conference.

- **State**

- The makeup of the Oklahoma Legislature did not change after the November election.
- Sean Burrage began serving as Chancellor of Higher Education.
- The State Regents released their legislative agenda and budget request.

- TCC President's Circle Update

The Foundation is actively recruiting members for the President's Circle. Memberships start at \$1,000 for individuals or couples, or \$2,500 for corporations.

- TCC Impact Newsletter Update

The official TCC newsletter, TCC Impact, launched in October. The newsletter was distributed to more than 6,000 recipients and resulted in a 55.3% open rate. The newsletter will be sent every other month.



## **FINANCE, RISK AND AUDIT COMMITTEE REPORT**

*Presented by Regent Lawhorn and Ashley Bishop, Assistant Vice President of Business Affairs*

### **1. Purchase Item Agreements over \$50,000**

#### **1.1 Classroom Equipment**

Authorization was requested to enter an agreement with Laerdal Medical Corporation (Wappingers Falls, NY) in the amount of **\$556,842** to purchase classroom equipment. This is a manufacturer-direct purchase that is being awarded under First Choice Cooperative contract FC2252 and will be funded from the ARPA budget.

#### **1.2 Data Processing Equipment**

Authorization was requested to enter an agreement with Pinnacle Business Systems (Edmond, OK) in the amount of **\$239,840** to provide data processing equipment. The purchase will be awarded under OMNIA Partners/NCPA contract 01-169 and will be funded from general budget.

#### **1.3 Professional Services**

Authorization was requested to enter an agreement with Cyntergy AEC LLC (Tulsa, OK) in the amount of **\$64,700** for architectural and engineering services. The services will be funded from general budget

A **motion** was made by the Finance, Risk and Audit Committee for approval of purchases over \$50,000. No second was needed. The Chair called for a single vote for all three purchases. Votes were recorded as follows:

Combs – yes	Lawhorn - yes
Beavers – yes	Mitchell – yes
Gross – yes	Regan – yes
Jezek - yes	

**The motion carried.**

### **2. Monthly Financial Report**

Ashley Bishop gave the Board an overview of the November financial dashboard.

- Revenues exceeding expectations due to higher-than-expected enrollment and timing of receipt of state appropriations.
- Expenses are trending up at this time of year due to front loading expenses.
- HEERF Expenses are cash-based and not recorded until invoiced.
- Scholarships and waivers show concurrent waivers are up in comparison the previous fiscal year.
- Cash remains strong.
- Investment interest earned from certificate of deposits and liquid holdings.
- Remaining HEERF projects nearing completion.

A **motion** was made by the Finance, Risk & Audit Committee to approve the financials for October 2024 and November 2024. No second was needed. The Chair called for a single vote for both financial reports. Votes were recorded as follows:

Combs – yes	Lawhorn - yes
Beavers – yes	Mitchell – yes
Gross – yes	Regan – yes
Jezek - yes	

**The motion carried.**

[\(Attachment: Financials for October 2024 and November 2024\)](#)

[\(Handout: Financial Dashboard for October 2024 and November 2024\)](#)

## **NEW BUSINESS**

[Pursuant to Title 25 Oklahoma Statutes, Section 311(A)(10), “...any matter not known about or which could not have been reasonably foreseen prior to the time of posting.” 24 hours prior to meeting]

Michael Siftar informed the Board that a rupture of an underground hot water line occurred at Southeast Campus this week and it affects buildings 6 and 8. Multiple plumbers assessed the damage and repair work began. Repairing the damage is vital and timely. Today, repairs are estimated to cost around \$100,000, but they could exceed that amount. College is requesting approval for up to \$150,000 for repairs on an emergency basis. Shoemaker Mechanical, a current vendor, will make the repairs.

A **motion** was made by Regent Mitchell and seconded by Regent Jezek to approve the request. The Chair called for a vote. Votes were recorded as follows:

Combs – yes	Lawhorn - yes
Beavers – yes	Mitchell – yes

Gross – yes  
Jezek - yes

Regan – yes

**The motion carried.**

## **PERSONS WHO DESIRE TO COME BEFORE THE BOARD**

Any person who desires to come before the Board shall notify the Tulsa Community College President's Office or designee in writing or electronically at least twenty-four (24) hours before the meeting begins. The notification must explain the nature and subject matter of their remarks and the corresponding agenda item. All persons shall be limited to a presentation of not more than two minutes.

There were none.

## **PRESIDENT'S REPORT**

*Presented by Presented by President Goodson and Kelsey Kane, Media Relations Manager*

### **1. Overview of President's Highlights**

Ms. Kane highlighted the following taken from the President's Highlights.

- First Round of Metallica Scholars Initiative Scholarships Awarded
- Engineering Students Customize Electric Guitars

### **2. President Goodson commented on the following highlights.**

- Tulsa Mayoral Candidate Forum Involves Students in Legislative Process
- Student Wins Holiday Card Contest with Painting of Snowy Southeast Campus
  - Student, Scout Haggard, was presented with copies of her art on greeting cards and a \$500 check from the TCC Foundation.


[\(Handout: President's Highlights\)](#)

**ADJOURNMENT**

The next meeting of the Tulsa Community College Board of Regents will be held on Thursday, January 16, 2025, at 2:30 p.m. at Northeast Campus, 3727 East Apache Street, Tulsa, OK 74115, Academic Building, Seminar Center, Room NCAB-121.

The Board adjourned at 3:35 p.m.

Respectfully submitted,

  
\_\_\_\_\_  
Leigh B. Goodson  
President & CEO

  
\_\_\_\_\_  
Samuel Combs, Chair  
Board of Regents

ATTEST:

  
\_\_\_\_\_  
Jennifer Jezek, Secretary  
Board of Regents

**December 2024 Meeting**

Biotechnology Certificate	Delete Program	Program was suspended three years ago. OSRHE requires suspended programs either be reinstated or deleted after three years. TCC will delete program.
Radiography AAS	Modify Program	Increase required GPA from to 2.0 to 2.5. Changed deadline to apply from February 1st to January 5th.
World Languages Certificate, Spanish Interpreting Skills option	Modify Program	Remove SPAN 2113 Intermediate Spanish I and replace it with SPAN 2513 Intermediate Spanish Grammar and Conversation, a higher level class that better aligns with the demand of the course.
World Languages Certificate, Spanish Option	Modify Program	Instead of given the choice between SPAN 2513 Intermediate Spanish Grammar and Conversation and 2523 Intermediate Spanish Grammar and Composition as a required course, require SPAN 2513 Intermediate Spanish Grammar and Conversation as a required course and add SPAN 2523 Intermediate Spanish Grammar and Composition as a controlled elective. Also require only 6 hours of controlled electives instead of 9 hours, decreasing the total amount of hours for the Certificate from 24 to 21 total hours.
World Languages Certificate, Spanish Translating Skills option	Modify Program	Remove SPAN 2113 Intermediate Spanish I from the certificate program. Credit hours will change from 21 to 18.
American Sign Language AA	Modify Program	Merging two degrees: ASL Studies and Pre-Interpreting into one degree to make it more effective for the students to take required courses depending on the transfer universities' agreement. The name will be American Sign Language. Added two needed courses, Interpreting I and II, that is required for several BA's Interpreting program in order for the students to take state certification Level 1 and 2 to be accepted into the BA's interpreting program. The program will remain at 60 hours.
Occupational Therapy Assistant AAS	Modify Program	The program application is being changed from January 1 to February 1. This will allow more time for more applicants. Also adding an SAT score option in addition to the ACT option for program requirements. Changed the course number and name of one course in the program. Program hours remain at 63.
Diagnostic Medical Sonography	Modify Program	Changed the admission requirements to completion of pre req course must be completed with a C or better and must be completed prior to application deadline which is now the end of the spring semester instead of April 1st.

Air Traffic Control AAS	Modify Program	<p>The FAA has recently certified TCC as the first institution of higher education in the nation to achieve enhanced tower status. This allows students to exit TCC with an AAS in Air Traffic Control and enter the workforce directly without needing additional training at the FAA Academy. Our students can now directly transfer to an airport tower facility in the nation to receive direct training from tower operators. As such, we added specific courses within our curriculum to meet the needs of the new enhanced status as well as courses designed to provide additional workforce opportunities for those who do not meet the minimum FAA requirement to go directly to a tower facility and do not pass the FAA Academy training.</p> <p>The program remains at 60 hours.</p>
American Sign Language AA,Pre Interpreting	Suspend Program	<p>Merging ASL Studies and Pre-Interpreting degrees into one ASL Education program to make it more effective for the students and their transfers to universities for ASL related BA degree. Suppressing the Pre-Interpreting degree and incorporate it into the ASL Studies to become "ASL Education" program.</p>
Child Development AS, Teacher Certification Transfer Option	Modify Program	<p>Added COLL 1103 college success to the controlled electives section of the degree requirements.</p>
Psychology AS	Modify Program	<p>Changing from AA to AS and changing math requirement to MATH 2193.</p>
Physical Sciences AS	New Program	<p>New program that will be used for all physical science majors to transfer.</p>
Music AA	Modify Program	<p>Added 0-4 hours of controlled electives that should only be taken by students that test out of piano. Degree will change from 60-64 to 60 credit hours.</p>
Child Development AAS, Early Childhood Option	Modify Program	<p>Added COLL 1103 college success to the controlled electives section of the degree requirements and updated program information.</p>

Digital Media AAS	Modify Program	<p>Change title of MCOM 1013, Introduction to Mass Communication, MCOM 1013, Introduction to Media Studies.          Suppress DGMD 2303, Adobe Audition          Replace DGMD 2303, Adobe Audition, with DGMD 2363, Advertising in Photography and Video.          Suppress DGMD 2333, Digital Video I/Final Cut Pro.          Replace DGMD 2333, Digital Video I/Final Cut Pro, with DGMD 2373, Introduction to Documentary Filmmaking          Remove MUSC 1053, Recording Studio Techniques I, from certificate requirements and replace with MUSC 1112, Digital Audio Workstation I          Change title of DGMD 2353, Adobe Premiere, to DGMD 2353, Video Editing          Suppress MCOM 2173, Advanced Broadcasting.          Replace MCOM 2173, Advanced Broadcasting, with MCOM 2473, Media Studies Practicum          Change the title of MCOM 2573, Videography, to MCOM 2573, Digital Storytelling.          Create new course, DGMD 2381, Marketing for Creative Professionals          Number of credit hours remain the same at 60.</p>
Digital Media CER	Modify Program	<p>Change title of MCOM 1013, Introduction to Mass Communication, MCOM 1013, Introduction to Media Studies          Suppress DGMD 2303, Adobe Audition          Replace DGMD 2303, Adobe Audition, with DGMD 2363, Advertising in Photography and Video.          Suppress DGMD 2333, Digital Video I/Final Cut Pro.          Replace DGMD 2333, Digital Video I/Final Cut Pro, with DGMD 2373, Introduction to Documentary Filmmaking          Remove MUSC 1053, Recording Studio Techniques I, from certificate requirements and replace with MUSC 1112, Digital Audio Workstation I          Change title of DGMD 2353, Adobe Premiere, to DGMD 2353, Video Editing          Suppress MCOM 2173, Advanced Broadcasting.          Replace MCOM 2173, Advanced Broadcasting, with MCOM 2473 Media Studies Practicum          Change the title of MCOM 2573, Videography, to MCOM 2573, Digital Storytelling          Create new course, DGMD 2383, Marketing for Creative Professionals.</p>
Paralegal AA	Modify Program	Changing the name of the program to Legal Studies AA and changed all PLGL courses to LEGL.
Paralegal CER	Modify Program	Changing the name of the program to Legal Studies CER and changed all PLGL courses to LEGL.
AS Child Development, Non Teacher Certification Transfer Option	Modify Program	Added COLL 1103 college success to the controlled electives section of the degree requirements.





TULSA COMMUNITY COLLEGE  
FINANCIAL REPORT  
MONTH ENDING OCTOBER 31, 2024

**TULSA COMMUNITY COLLEGE**  
**STATEMENT OF REVENUE AND EXPENDITURES COMPARISON**  
**FOR THE PERIOD ENDING OCTOBER 31, 2024 AND OCTOBER 31, 2023**

	OCTOBER FY25			OCTOBER FY24			\$ Change	Percent Change
	Budget	Year to date	Percent of Budget	Budget	Year to date	Percent of Budget		
<b>Revenue</b>								
<b>Education &amp; General</b>								
State Appropriations	\$ 41,727,626	\$ 16,028,716	38.4%	\$ 40,775,213	\$ 14,080,634	34.5%	\$ 1,948,082	13.8%
Revolving Fund	931,000	291,634	31.3%	1,500,000	178,628	11.9%	113,006	63.3%
Tuition & Fees	27,399,998	11,950,674	43.6%	27,521,669	10,445,726	38.0%	1,504,948	14.4%
Local Appropriations	55,500,000	14,300,000	25.8%	51,500,000	14,300,000	27.8%	-	0.0%
<b>Total</b>	<b>\$ 125,558,624</b>	<b>\$ 42,571,024</b>	<b>33.9%</b>	<b>\$ 121,296,882</b>	<b>\$ 39,004,988</b>	<b>32.2%</b>	<b>\$ 3,566,036</b>	<b>9.1%</b>
<b>Auxiliary Enterprises</b>								
Campus Store	\$ 300,000	\$ 217,730	72.6%	\$ 300,000	\$ 123,567	41.2%	\$ 94,163	76%
Student Activities	2,130,000	994,658	46.7%	1,900,000	877,457	46.2%	117,201	13.4%
Other Auxiliary Enterprises	3,810,000	1,372,390	36.0%	3,500,000	1,325,553	37.9%	46,837	3.5%
<b>Total</b>	<b>\$ 6,240,000</b>	<b>\$ 2,584,778</b>	<b>41.4%</b>	<b>\$ 5,700,000</b>	<b>\$ 2,326,577</b>	<b>40.8%</b>	<b>\$ 258,201</b>	<b>11.1%</b>
<b>Restricted</b>								
Federal Grants	\$ 5,940,839	\$ 1,589,782	26.8%	\$ 3,767,861	\$ 568,836	15.1%	\$ 1,020,946	179.5%
State Grants	319,217	112,185	35.1%	3,180,622	96,574	3.0%	15,611	16.2%
Private Grants	3,048,001	901,305	29.6%	3,814,596	615,151	16.1%	286,154	46.5%
ARPA Grants	6,108,923	108,997	1.8%	5,400,265	-	0.0%	108,997	0.0%
<b>Total</b>	<b>\$ 15,416,980</b>	<b>\$ 2,712,269</b>	<b>17.6%</b>	<b>\$ 16,163,344</b>	<b>\$ 1,280,561</b>	<b>7.9%</b>	<b>\$ 1,431,708</b>	<b>111.8%</b>
<b>Capital</b>								
Construction - State	\$ 2,200,000	\$ 1,524,442	69.3%	\$ 2,600,000	\$ 1,439,774	55.4%	\$ 84,668	5.9%
Construction - Deferred Maintenance	9,200,000	1,205,357	13.1%	2,000,000	-	0.0%	1,205,357	0.0%
<b>Total</b>	<b>\$ 11,400,000</b>	<b>\$ 2,729,799</b>	<b>23.9%</b>	<b>\$ 4,600,000</b>	<b>\$ 1,439,774</b>	<b>31.3%</b>	<b>\$ 1,290,025</b>	<b>89.6%</b>
<b>TOTAL REVENUE</b>	<b>\$ 158,615,604</b>	<b>\$ 50,597,870</b>	<b>31.9%</b>	<b>\$ 147,760,226</b>	<b>\$ 44,051,900</b>	<b>29.8%</b>	<b>\$ 6,545,969</b>	<b>14.9%</b>
<b>Expenditures</b>								
<b>Education &amp; General</b>								
Instruction	\$ 53,107,895	\$ 15,710,905	29.6%	\$ 56,539,244	\$ 14,926,121	26.4%	\$ 784,785	5.3%
Public Service	1,055,160	354,865	33.6%	1,029,695	311,881	30.3%	42,984	13.8%
Academic Support	23,971,675	7,940,456	33.1%	20,124,086	6,797,966	33.8%	1,142,489	16.8%
Student Services	11,424,498	3,525,739	30.9%	10,735,736	3,616,785	33.7%	(91,047)	-2.5%
Institutional Support	17,810,118	6,094,378	34.2%	16,078,205	5,471,757	34.0%	622,621	11.4%
Operation/ Maintenance of Plant	19,251,978	6,009,623	31.2%	18,089,754	6,340,123	35.0%	(330,500)	-5.2%
<b>Total</b>	<b>\$ 126,621,324</b>	<b>\$ 39,635,965</b>	<b>31.3%</b>	<b>\$ 122,596,720</b>	<b>\$ 37,464,633</b>	<b>30.6%</b>	<b>\$ 2,171,332</b>	<b>5.8%</b>
<b>HEERF</b>								
Federal Institutional Aid - Lost Revenue	3,600,000	312,557	8.7%	12,000,000	1,929,598	16.1%	(1,617,041)	-83.8%
<b>Total</b>	<b>\$ 3,600,000</b>	<b>\$ 312,557</b>	<b>8.7%</b>	<b>\$ 12,000,000</b>	<b>\$ 1,929,598</b>	<b>16.1%</b>	<b>\$ (1,617,041)</b>	<b>-83.8%</b>
<b>Auxiliary Enterprises</b>								
Campus Store	\$ 132,000	\$ -	0.0%	\$ 132,000	\$ 54,358	41.2%	\$ (54,358)	-100.0%
Student Activities	3,177,000	522,389	16.4%	2,399,000	509,669	21.2%	12,720	2.5%
Other Auxiliary Enterprises	8,144,000	1,532,706	18.8%	8,870,000	1,611,328	18.2%	(78,622)	-4.9%
<b>Total</b>	<b>\$ 11,453,000</b>	<b>\$ 2,055,095</b>	<b>17.9%</b>	<b>\$ 11,401,000</b>	<b>\$ 2,175,355</b>	<b>19.1%</b>	<b>\$ (120,260)</b>	<b>-5.5%</b>
<b>Restricted</b>								
Federal Grants	\$ 5,940,839	\$ 1,957,199	32.9%	\$ 3,767,861	\$ 525,890	14.0%	\$ 1,431,309	272.2%
State Grants	319,217	108,744	34.1%	3,180,622	140,294	4.4%	(31,550)	-22.5%
Private Grants	3,048,001	804,956	26.4%	3,814,596	998,880	26.2%	906,294	808.9%
ARPA Grants	6,108,923	1,018,339	16.7%	5,400,265	112,045	2.1%	906,294	808.9%
<b>Total</b>	<b>\$ 15,416,980</b>	<b>\$ 3,889,238</b>	<b>25.2%</b>	<b>\$ 16,163,344</b>	<b>\$ 1,777,109</b>	<b>11.0%</b>	<b>\$ 2,112,129</b>	<b>118.9%</b>
<b>Capital</b>								
Construction - State	\$ 2,200,000	\$ 402,555	18.3%	\$ 2,600,000	\$ 434,711	16.7%	\$ (32,156)	-7.4%
Construction - Deferred Maintenance	10,600,000	10,100	0.1%	2,000,000	39,903	2.0%	(29,803.00)	-74.7%
<b>Total</b>	<b>\$ 12,800,000</b>	<b>\$ 412,655</b>	<b>3.2%</b>	<b>\$ 4,600,000</b>	<b>\$ 474,614</b>	<b>10.3%</b>	<b>\$ (61,959)</b>	<b>-13.1%</b>
<b>TOTAL EXPENDITURES</b>	<b>\$ 169,891,304</b>	<b>\$ 46,305,509</b>	<b>27.3%</b>	<b>\$ 166,761,064</b>	<b>\$ 43,821,309</b>	<b>26.3%</b>	<b>\$ 2,484,201</b>	<b>5.7%</b>

**TULSA COMMUNITY COLLEGE  
EXPENDITURE SUMMARY BY CATEGORY  
FOR THE PERIOD ENDING OCTOBER 31, 2024 AND OCTOBER 31, 2023**

	OCTOBER 31 FY25			OCTOBER FY24				
	Budget	Year to date	Percent of Budget	Budget	Year to date	Percent of Budget	\$ Change	Percent Change
<b>EDUCATION AND GENERAL</b>								
<b>Salaries &amp; Wages</b>								
Faculty	\$ 23,528,400	\$ 5,892,906	25.0%	\$ 23,972,867	\$ 5,784,903	24.1%	\$ 108,003	1.9%
Adjunct Faculty	11,000,000	4,058,731	36.9%	10,500,000	3,604,243	34.3%	454,488	12.6%
Professional	16,929,700	5,575,620	32.9%	14,596,950	4,615,683	31.6%	959,938	20.8%
Classified	21,045,800	6,002,084	28.5%	21,728,933	6,076,678	28.0%	(74,594)	-1.2%
<b>TOTAL</b>	<b>\$ 72,503,900</b>	<b>\$ 21,529,342</b>	<b>29.7%</b>	<b>\$ 70,798,750</b>	<b>\$ 20,081,506</b>	<b>28.4%</b>	<b>\$ 1,447,836</b>	<b>7.2%</b>
<b>Staff Benefits</b>								
Professional Services	\$ 29,519,024	\$ 8,165,656	27.7%	\$ 28,315,327	\$ 7,729,005	27.3%	\$ 436,651	5.6%
Operating Services	2,816,200	1,126,450	40.0%	2,481,400	1,012,061	40.8%	114,389	11.3%
Travel	17,794,300	6,937,964	39.0%	17,172,743	6,454,910	37.6%	483,053	7.5%
Utilities	391,400	143,475	36.7%	315,700	112,359	35.6%	31,117	27.7%
Furniture & Equipment	2,300,000	875,250	38.1%	2,030,000	904,344	44.5%	(29,094)	-3.2%
<b>TOTAL</b>	<b>\$ 126,621,324</b>	<b>\$ 39,635,965</b>	<b>31.3%</b>	<b>\$ 122,596,720</b>	<b>\$ 37,464,633</b>	<b>30.6%</b>	<b>\$ 2,171,332</b>	<b>5.8%</b>
<b>HEERF</b>								
Federal Institutional Aid - Lost Revenue	3,600,000	312,557	8.7%	12,000,000	1,929,598	16.1%	(1,617,041)	-83.8%
<b>TOTAL</b>	<b>\$ 3,600,000</b>	<b>\$ 312,557</b>	<b>8.7%</b>	<b>\$ 12,000,000</b>	<b>\$ 1,929,598</b>	<b>16.1%</b>	<b>\$ (1,617,041)</b>	<b>-83.8%</b>
<b>CAMPUS STORE</b>								
Bond Principal and Expense	\$ 132,000	\$ -	0.0%	\$ 132,000	\$ 54,358	41.2%	(54,358)	-100.0%
<b>TOTAL</b>	<b>\$ 132,000</b>	<b>\$ -</b>	<b>0.0%</b>	<b>\$ 132,000</b>	<b>\$ 54,358</b>	<b>41.2%</b>	<b>\$ (54,358)</b>	<b>-100.0%</b>
<b>STUDENT ACTIVITIES</b>								
<b>Salaries &amp; Wages</b>								
Professional	\$ 108,000	\$ 37,889	35.1%	\$ 5,000	\$ 35,828	716.6%	\$ 2,061	5.8%
Classified Hourly	480,000	183,405	38.2%	400,000	156,415	39.1%	26,990	17.3%
<b>Total Salaries &amp; Wages</b>	<b>\$ 588,000</b>	<b>\$ 221,294</b>	<b>37.6%</b>	<b>\$ 405,000</b>	<b>\$ 192,243</b>	<b>47.5%</b>	<b>\$ 29,051</b>	<b>15.1%</b>
<b>Staff Benefits</b>								
Professional Services	\$ 270,000	\$ 68,874	25.5%	\$ 200,000	\$ 70,590	35.3%	\$ (1,716)	-2.4%
Operating Services	100,000	68,550	68.6%	5,000	68,565	1371.3%	(15)	0.0%
Travel	1,000,000	159,261	15.9%	739,000	176,929	23.9%	(17,668)	-10.0%
Furniture & Equipment	100,000	4,410	4.4%	50,000	1,342	2.7%	3,068	228.6%
<b>TOTAL</b>	<b>\$ 1,119,000</b>	<b>\$ -</b>	<b>0.0%</b>	<b>\$ 1,000,000</b>	<b>\$ -</b>	<b>0.0%</b>	<b>\$ -</b>	<b>0.0%</b>
<b>TOTAL</b>	<b>\$ 3,177,000</b>	<b>\$ 522,389</b>	<b>16.4%</b>	<b>\$ 2,399,000</b>	<b>\$ 509,669</b>	<b>21.2%</b>	<b>\$ 12,720</b>	<b>2.5%</b>
<b>OTHER AUXILIARY ENTERPRISES</b>								
<b>Salaries &amp; Wages</b>								
Professional	\$ 250,000	\$ 83,181	33.3%	\$ 250,000	\$ 80,174	32.1%	\$ 3,007	3.8%
Adjunct Faculty	300,000	114,948	38.3%	300,000	87,668	29.2%	27,280	31.1%
Classified Hourly	200,000	43,542	21.8%	200,000	40,098	20.0%	3,444	8.6%
<b>Total Salaries &amp; Wages</b>	<b>\$ 750,000</b>	<b>\$ 241,672</b>	<b>32.2%</b>	<b>\$ 750,000</b>	<b>\$ 207,940</b>	<b>27.7%</b>	<b>\$ 33,732</b>	<b>16.2%</b>
<b>Staff Benefits</b>								
Professional Services	\$ 200,000	\$ 53,274	26.6%	\$ 150,000	\$ 47,775	31.9%	\$ 5,499	11.5%
Operating Services	1,200,000	391,774	32.6%	990,000	353,321	35.7%	38,453	10.9%
Travel	4,994,000	535,245	10.7%	6,127,500	638,882	10.4%	(103,637)	-16.2%
Utilities	50,000	23,054	46.1%	50,000	6,383	12.8%	16,671	261.2%
Scholarship & Refunds	800,000	285,695	35.7%	800,000	301,448	37.7%	(15,753)	-5.2%
Bond Principal and Expense	5,000	1,435	28.7%	2,500	565	22.6%	870	154.0%
Furniture & Equipment	140,000	-	0.0%	-	54,358	0.0%	(54,358)	-100.0%
Items for Resale	5,000	559	11.2%	-	656	0.0%	(97)	-14.8%
<b>TOTAL</b>	<b>\$ -</b>	<b>\$ -</b>	<b>0.0%</b>	<b>\$ -</b>	<b>\$ -</b>	<b>0.0%</b>	<b>\$ -</b>	<b>0.0%</b>
<b>TOTAL</b>	<b>\$ 8,144,000</b>	<b>\$ 1,532,706</b>	<b>18.8%</b>	<b>\$ 8,870,000</b>	<b>\$ 1,611,328</b>	<b>18.2%</b>	<b>\$ (78,622)</b>	<b>-4.9%</b>
<b>CAPITAL</b>								
Construction - State (295)	\$ -	\$ 402,555	0.0%	\$ 2,600,000	\$ 434,711	16.7%	\$ (32,156)	-7.4%
Construction - Non State (483)	-	10,100	0.0%	2,000,000	39,903	2.0%	(29,803)	-74.7%
<b>TOTAL</b>	<b>\$ -</b>	<b>\$ 412,655</b>	<b>#DIV/0!</b>	<b>\$ 4,600,000</b>	<b>\$ 474,614</b>	<b>10.3%</b>	<b>\$ (61,959)</b>	<b>-13.1%</b>

**TULSA COMMUNITY COLLEGE**  
**BUDGET OF REVENUE AND EXPENDITURES COMPARISON (SCHOLARSHIPS/WAIVERS)**  
**FOR THE PERIOD ENDING OCTOBER 31, 2024 AND OCTOBER 31, 2023**

	OCTOBER FY25			OCTOBER FY24		
	Budget	Year to date	Percent of Budget	Budget	Year to date	Percent of Budget
Revenue						
Education & General						
Tuition & Fees (Scholarships/Waivers)	\$ 10,000,000	\$ 5,214,491	52.1%	\$ 9,600,000	\$ 4,702,654	49.0%
Expenditures						
Education & General						
Scholarships						
Tulsa Achieves	5,000,000	2,225,263	44.5%	4,900,000	2,142,641	43.7%
Waivers						
Concurrent Waiver (High School)	3,900,000	2,280,963	58.5%	3,700,000	1,929,108	52.1%
Resident Waiver (need based)	900,000	393,377	43.7%	800,000	321,757	40.2%
Non Resident Waiver (need based)	50,000	12,150	24.3%	50,000	19,800	39.6%
Other Waivers	150,000	302,737	201.8%	150,000	289,347	192.9%
	10,000,000	5,214,490	52.1%	9,600,000	4,702,654	49.0%

TULSA COMMUNITY COLLEGE  
FINANCIAL REPORT  
MONTH ENDING November 30, 2024

**TULSA COMMUNITY COLLEGE**  
**STATEMENT OF REVENUE AND EXPENDITURES COMPARISON**  
**FOR THE PERIOD ENDING NOVEMBER 30, 2024 AND NOVEMBER 30, 2023**

	NOVEMBER FY25			NOVEMBER FY24			\$ Change	Percent Change
	Budget	Year to date	Percent of Budget	Budget	Year to date	Percent of Budget		
<b>Revenue</b>								
<b>Education &amp; General</b>								
State Appropriations	\$ 41,727,626	\$ 19,538,276	46.8%	\$ 40,775,213	\$ 18,327,643	44.9%	\$ 1,210,633	6.6%
Revolving Fund	931,000	309,592	33.3%	1,500,000	429,986	28.7%	(120,395)	-28.0%
Tuition & Fees	27,399,998	13,626,738	49.7%	27,998,173	12,798,294	45.7%	828,444	6.5%
Local Appropriations	55,500,000	18,300,000	33.0%	51,500,000	17,300,000	33.6%	1,000,000	5.8%
<b>Total</b>	<b>\$ 125,558,624</b>	<b>\$ 51,774,605</b>	<b>41.2%</b>	<b>\$ 121,773,386</b>	<b>\$ 48,855,923</b>	<b>40.1%</b>	<b>\$ 2,918,682</b>	<b>6.0%</b>
<b>Auxiliary Enterprises</b>								
Campus Store	\$ 300,000	\$ 287,157	95.7%	\$ 300,000	\$ 123,567	41.2%	\$ 163,590	132%
Student Activities	2,130,000	1,071,551	50.3%	1,900,000	980,787	51.6%	90,764	9.3%
Other Auxiliary Enterprises	3,810,000	1,535,657	40.3%	3,500,000	1,599,272	45.7%	(63,615)	-4.0%
<b>Total</b>	<b>\$ 6,240,000</b>	<b>\$ 2,894,366</b>	<b>46.4%</b>	<b>\$ 5,700,000</b>	<b>\$ 2,703,626</b>	<b>47.4%</b>	<b>\$ 190,739</b>	<b>7.1%</b>
<b>Restricted</b>								
Federal Grants	\$ 5,940,839	\$ 2,176,183	36.6%	\$ 3,767,861	\$ 671,775	17.8%	\$ 1,504,408	223.9%
State Grants	319,217	126,545	39.6%	3,180,622	148,459	4.7%	(21,913)	-14.8%
Private Grants	3,048,001	1,139,809	37.4%	3,814,596	1,029,760	27.0%	110,050	10.7%
ARPA Grants	6,108,923	435,670	7.1%	5,400,265	329,109	6.1%	106,561	32.4%
<b>Total</b>	<b>\$ 15,416,980</b>	<b>\$ 3,878,208</b>	<b>25.2%</b>	<b>\$ 16,163,344</b>	<b>\$ 2,179,102</b>	<b>13.5%</b>	<b>\$ 1,699,106</b>	<b>78.0%</b>
<b>Capital</b>								
Construction - State	\$ 2,200,000	1,716,400	78.0%	\$ 2,600,000	\$ 1,631,934	62.8%	\$ 84,466	5.2%
Construction - Deferred Maintenance	9,200,000	1,205,357	13.1%	2,000,000	-	0.0%	1,205,357	0.0%
<b>Total</b>	<b>\$ 11,400,000</b>	<b>\$ 2,921,757</b>	<b>25.6%</b>	<b>\$ 4,600,000</b>	<b>\$ 1,631,934</b>	<b>35.5%</b>	<b>\$ 1,289,823</b>	<b>79.0%</b>
<b>TOTAL REVENUE</b>	<b>\$ 158,615,604</b>	<b>\$ 61,468,936</b>	<b>38.8%</b>	<b>\$ 148,236,730</b>	<b>\$ 55,370,586</b>	<b>37.4%</b>	<b>\$ 6,098,351</b>	<b>11.0%</b>
<b>Expenditures</b>								
<b>Education &amp; General</b>								
Instruction	\$ 53,107,895	\$ 20,188,984	38.0%	\$ 56,539,244	\$ 19,635,053	34.7%	\$ 553,931	2.8%
Public Service	1,055,160	421,185	39.9%	1,029,695	355,078	34.5%	66,107	18.6%
Academic Support	23,971,675	10,111,149	42.2%	20,124,086	8,238,684	40.9%	1,872,466	22.7%
Student Services	11,424,498	4,422,205	38.7%	10,735,736	4,391,354	40.9%	30,851	0.7%
Institutional Support	17,810,118	7,529,635	42.3%	16,078,205	6,848,943	42.6%	680,692	9.9%
Operation/ Maintenance of Plant	19,251,978	8,485,591	44.1%	18,089,754	7,950,951	44.0%	534,640	6.7%
<b>Total</b>	<b>\$ 126,621,324</b>	<b>\$ 51,158,749</b>	<b>40.4%</b>	<b>\$ 122,596,720</b>	<b>\$ 47,420,062</b>	<b>38.7%</b>	<b>\$ 3,738,687</b>	<b>7.9%</b>
<b>HEERF</b>								
Federal Institutional Aid - Lost Revenue	3,600,000	320,662	8.9%	12,000,000	3,242,550	27.0%	(2,921,888)	-90.1%
<b>Total</b>	<b>\$ 3,600,000</b>	<b>\$ 320,662</b>	<b>8.9%</b>	<b>\$ 12,000,000</b>	<b>\$ 3,242,550</b>	<b>27.0%</b>	<b>\$ (2,921,888)</b>	<b>-90.1%</b>
<b>Auxiliary Enterprises</b>								
Campus Store	\$ 132,000	\$ -	0.0%	\$ 132,000	\$ 65,229	49.4%	\$ (65,229)	-100.0%
Student Activities	3,177,000	596,081	18.8%	2,399,000	598,448	24.9%	(2,367)	-0.4%
Other Auxiliary Enterprises	8,144,000	1,747,649	21.5%	8,870,000	2,000,383	22.6%	(252,734)	-12.6%
<b>Total</b>	<b>\$ 11,453,000</b>	<b>\$ 2,343,730</b>	<b>20.5%</b>	<b>\$ 11,401,000</b>	<b>\$ 2,664,060</b>	<b>23.4%</b>	<b>\$ (320,330)</b>	<b>-12.0%</b>
<b>Restricted</b>								
Federal Grants	\$ 5,940,839	\$ 2,316,287	39.0%	\$ 3,767,861	\$ 678,066	18.0%	\$ 1,638,221	241.6%
State Grants	319,217	146,586	45.9%	3,180,622	179,630	5.6%	(33,045)	-18.4%
Private Grants	3,048,001	1,040,257	34.1%	3,814,596	1,268,377	33.3%	1,365,142	694.9%
ARPA Grants	6,108,923	1,561,587	25.6%	5,400,265	196,446	3.6%	1,365,142	694.9%
<b>Total</b>	<b>\$ 15,416,980</b>	<b>\$ 5,064,717</b>	<b>32.9%</b>	<b>\$ 16,163,344</b>	<b>\$ 2,322,520</b>	<b>14.4%</b>	<b>\$ 2,742,197</b>	<b>118.1%</b>
<b>Capital</b>								
Construction - State	\$ 2,200,000	\$ 513,785	23.4%	\$ 2,600,000	\$ 603,454	23.2%	\$ (89,669)	-14.9%
Construction - Deferred Maintenance	10,600,000	10,100	0.1%	2,000,000	48,869	2.4%	(38,768.80)	-79.3%
<b>Total</b>	<b>\$ 12,800,000</b>	<b>\$ 523,885</b>	<b>4.1%</b>	<b>\$ 4,600,000</b>	<b>\$ 652,322</b>	<b>14.2%</b>	<b>\$ (128,437)</b>	<b>-19.7%</b>
<b>TOTAL EXPENDITURES</b>	<b>\$ 169,891,304</b>	<b>\$ 59,411,743</b>	<b>35.0%</b>	<b>\$ 166,761,064</b>	<b>\$ 56,301,514</b>	<b>33.8%</b>	<b>\$ 3,110,229</b>	<b>5.5%</b>

**TULSA COMMUNITY COLLEGE  
EXPENDITURE SUMMARY BY CATEGORY  
FOR THE PERIOD ENDING NOVEMBER 30, 2024 AND NOVEMBER 30, 2023**

	NOVEMBER FY25			NOVEMBER FY24			\$ Change	Percent Change
	Budget	Year to date	Percent of Budget	Budget	Year to date	Percent of Budget		
<b>EDUCATION AND GENERAL</b>								
<b>Salaries &amp; Wages</b>								
Faculty	\$ 23,528,400	\$ 7,852,115	33.4%	\$ 23,972,867	\$ 7,675,012	32.0%	\$ 177,103	2.3%
Adjunct Faculty	11,000,000	5,358,111	48.7%	10,500,000	4,864,122	46.3%	493,990	10.2%
Professional	16,929,700	6,981,127	41.2%	14,596,950	5,783,205	39.6%	1,197,922	20.7%
Classified	21,045,800	8,453,842	40.2%	21,728,933	7,749,952	35.7%	703,890	9.1%
<b>TOTAL</b>	<b>\$ 72,503,900</b>	<b>\$ 28,645,196</b>	<b>39.5%</b>	<b>\$ 70,798,750</b>	<b>\$ 26,072,290</b>	<b>36.8%</b>	<b>\$ 2,572,905</b>	<b>9.9%</b>
Staff Benefits	\$ 29,519,024	\$ 10,711,362	36.3%	\$ 28,315,327	\$ 10,008,424	35.3%	\$ 702,938	7.0%
Professional Services	2,816,200	1,243,047	44.1%	2,481,400	1,188,456	47.9%	54,592	4.6%
Operating Services	17,794,300	8,574,337	48.2%	17,172,743	7,635,772	44.5%	938,565	12.3%
Travel	391,400	158,178	40.4%	315,700	155,804	49.4%	2,375	1.5%
Utilities	2,300,000	957,228	41.6%	2,030,000	1,084,616	53.4%	(127,388)	-11.7%
Furniture & Equipment	1,296,500	869,401	67.1%	1,482,800	1,274,701	86.0%	(405,300)	-31.8%
<b>TOTAL</b>	<b>\$ 126,621,324</b>	<b>\$ 51,158,749</b>	<b>40.4%</b>	<b>\$ 122,596,720</b>	<b>\$ 47,420,062</b>	<b>38.7%</b>	<b>\$ 3,738,687</b>	<b>7.9%</b>
<b>HEERF</b>								
Federal Institutional Aid - Lost Revenue	3,600,000	320,662	8.9%	12,000,000	3,242,550	27.0%	(2,921,888)	-90.1%
<b>TOTAL</b>	<b>\$ 3,600,000</b>	<b>\$ 320,662</b>	<b>8.9%</b>	<b>\$ 12,000,000</b>	<b>\$ 3,242,550</b>	<b>27.0%</b>	<b>\$ (2,921,888)</b>	<b>-90.1%</b>
<b>CAMPUS STORE</b>								
Bond Principal and Expense	\$ 132,000	\$ -	0.0%	\$ 132,000	\$ 65,229	49.4%	(65,229)	-100.0%
<b>TOTAL</b>	<b>\$ 132,000</b>	<b>\$ -</b>	<b>0.0%</b>	<b>\$ 132,000</b>	<b>\$ 65,229</b>	<b>49.4%</b>	<b>\$ (65,229)</b>	<b>-100.0%</b>
<b>STUDENT ACTIVITIES</b>								
<b>Salaries &amp; Wages</b>								
Professional	\$ 108,000	\$ 47,196	43.7%	\$ 5,000	\$ 44,998	900.0%	\$ 2,198	4.9%
Classified Hourly	480,000	221,023	46.0%	400,000	191,645	47.9%	29,378	15.3%
<b>Total Salaries &amp; Wages</b>	<b>\$ 588,000</b>	<b>\$ 268,218</b>	<b>45.6%</b>	<b>\$ 405,000</b>	<b>\$ 236,642</b>	<b>58.4%</b>	<b>\$ 31,576</b>	<b>13.3%</b>
Staff Benefits	\$ 270,000	\$ 86,260	31.9%	\$ 200,000	\$ 88,904	44.5%	\$ (2,644)	-3.0%
Professional Services	100,000	68,550	68.6%	5,000	69,735	1394.7%	(1,185)	-1.7%
Operating Services	1,000,000	168,389	16.8%	739,000	195,705	26.5%	(27,315)	-14.0%
Travel	100,000	4,663	4.7%	50,000	7,462	14.9%	(2,799)	-37.5%
Furniture & Equipment	1,119,000	-	0.0%	1,000,000	-	0.0%	-	0.0%
<b>TOTAL</b>	<b>\$ 3,177,000</b>	<b>\$ 596,081</b>	<b>18.8%</b>	<b>\$ 2,399,000</b>	<b>\$ 598,448</b>	<b>24.9%</b>	<b>\$ (2,367)</b>	<b>-0.4%</b>
<b>OTHER AUXILIARY ENTERPRISES</b>								
<b>Salaries &amp; Wages</b>								
Professional	\$ 250,000	\$ 103,901	41.6%	\$ 250,000	\$ 100,138	40.1%	\$ 3,763	3.8%
Adjunct Faculty	300,000	114,948	38.3%	300,000	123,879	41.3%	(8,931)	-7.2%
Classified Hourly	200,000	45,720	22.9%	200,000	42,453	21.2%	3,268	7.7%
<b>Total Salaries &amp; Wages</b>	<b>\$ 750,000</b>	<b>\$ 264,570</b>	<b>35.3%</b>	<b>\$ 750,000</b>	<b>\$ 266,470</b>	<b>35.5%</b>	<b>\$ (1,900)</b>	<b>-0.7%</b>
Staff Benefits	\$ 200,000	\$ 61,955	31.0%	\$ 150,000	\$ 60,500	40.3%	\$ 1,455	2.4%
Professional Services	1,200,000	467,089	38.9%	990,000	435,306	44.0%	31,783	7.3%
Operating Services	4,994,000	615,284	12.3%	6,127,500	796,238	13.0%	(180,953)	-22.7%
Travel	50,000	23,736	47.5%	50,000	13,381	26.8%	10,355	77.4%
Utilities	800,000	313,021	39.1%	800,000	361,538	45.2%	(48,517)	-13.4%
Scholarship & Refunds	5,000	1,435	28.7%	2,500	1,065	42.6%	370	34.7%
Bond Principal and Expense	140,000	-	0.0%	-	65,229	0.0%	(65,229)	-100.0%
Furniture & Equipment	5,000	559	11.2%	-	656	0.0%	(98)	-14.9%
Items for Resale	-	-	0.0%	-	-	0.0%	-	0.0%
<b>TOTAL</b>	<b>\$ 8,144,000</b>	<b>\$ 1,747,649</b>	<b>21.5%</b>	<b>\$ 8,870,000</b>	<b>\$ 2,000,383</b>	<b>22.6%</b>	<b>\$ (252,734)</b>	<b>-12.6%</b>
<b>CAPITAL</b>								
Construction - State (295)	\$ -	\$ 513,785	0.0%	\$ 2,600,000	\$ 603,454	23.2%	\$ (89,669)	-14.9%
Construction - Non State (483)	-	10,100	0.0%	2,000,000	48,869	2.4%	(38,769)	-79.3%
<b>TOTAL</b>	<b>\$ -</b>	<b>\$ 523,885</b>	<b>0.0%</b>	<b>\$ 4,600,000</b>	<b>\$ 652,322</b>	<b>14.2%</b>	<b>\$ (128,437)</b>	<b>-19.7%</b>

**TULSA COMMUNITY COLLEGE**  
**BUDGET OF REVENUE AND EXPENDITURES COMPARISON (SCHOLARSHIPS/WAIVERS)**  
**FOR THE PERIOD ENDING NOVEMBER 30, 2024 AND NOVEMBER 30, 2023**

	NOVEMBER FY25			NOVEMBER FY24		
	Budget	Year to date	Percent of Budget	Budget	Year to date	Percent of Budget
Revenue						
Education & General						
Tuition & Fees (Scholarships/Waivers)	\$ 10,000,000	\$ 5,355,695	53.6%	\$ 9,600,000	\$ 5,029,300	52.4%
Expenditures						
Education & General						
Scholarships						
Tulsa Achieves	5,000,000	2,339,116	46.8%	4,900,000	2,429,505	49.6%
Waivers						
Concurrent Waiver (High School)	3,900,000	2,286,173	58.6%	3,700,000	1,934,783	52.3%
Resident Waiver (need based)	900,000	400,373	44.5%	800,000	322,740	40.3%
Non Resident Waiver (need based)	50,000	12,150	24.3%	50,000	18,450	36.9%
Other Waivers	150,000	317,884	211.9%	150,000	323,822	215.9%
	10,000,000	5,355,695	53.6%	9,600,000	5,029,300	52.4%



# Facilities Project Status 2024

Deferred Maintenance

Campus Growth

Campus Safety

# Contents

Metro Campus   Deferred Maintenance	3
Metro Campus   Campus Growth	4
Metro Campus   Campus Safety	4
Northeast Campus   Deferred Maintenance	5
Northeast Campus   Campus Growth	6
Northeast Campus   Campus Safety	6
Southeast Campus   Deferred Maintenance	7
Southeast Campus   Campus Growth	8
Southeast Campus   Campus Safety	8
West Campus   Deferred Maintenance	9
West Campus   Campus Growth	10
West Campus   Campus Safety	10

**COMPLETED**  
FY21-24



**HVAC upgrades**

Replace end of life Air Handler Units

\$3,317,388

**COMPLETED FY25**



**Elevator replacement**

Replace two Philips Building elevators

\$967,256

**COMPLETED FY24**



**Exterior door access controls**

Equip exterior doors with badge access controls

\$594,350

**COMPLETED**  
FY19-24



**Interior Refresh**

Lighting, Flooring, Ceiling, Paint, Doors

\$269,004

**COMPLETED**  
FY19-24



**Classroom improvements**

Improve classroom layout, replace furniture and technology

\$435,690

**IN PROGRESS**



**C4C air conditioning**

Replace two Chillers, two Cooling Towers and five Mini Split units

\$300,000

**IN PROGRESS**



**Classroom improvements**

Improve classroom layout, replace furniture and technology

\$50,000

**IN PROGRESS**



**Philips Building Air Handlers**

Replace end of life Air Handler Units

\$1,500,000

**IN PROGRESS**



**Academic Building Exhaust Fan**

Replace Academic Building Exhaust Fans

\$125,000

**FUTURE**



**Academic Building plumbing and Student Union plumbing**

Replace Academic Building and Student Union water supply piping and waste water drainage lines.

\$4,204,000

**FUTURE**



**Philips & Academic Building HVAC**

Replace five Variable Frequency Drives and three heat exchangers

\$1,500,000

**FUTURE**



**Campus bathrooms**

Renovate fifteen restrooms with new fixtures

\$1,250,000

**FUTURE**



**Student Union air conditioning**

Replace two rooftop AC units

\$400,000

**FUTURE**



**Student Union electrical repairs**

Replace electrical wiring and main electrical switchgear panel

\$445,000

**FUTURE**



**Academic Building Ductwork**

\$345,000

**FUTURE**



**Interior Refresh**

Lighting, Flooring, Ceiling, Paint, Doors

\$1,500,000

**FUTURE**



**Classroom improvements**

Improve classroom layout, replace furniture and technology

\$950,000

**FUTURE**



**Elevator replacement**

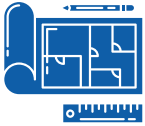
Replace six Academic Building elevators

\$2,500,000

# Metro Campus

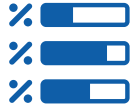
## Campus Growth

COMPLETED FY25



**Admissions Remodel**  
\$829,981

COMPLETED FY25



**Institutional Research Remodel**  
\$116,385

COMPLETED FY20



**Perk**  
\$225,976

COMPLETED FY21



**Campus Store**  
\$821,000

COMPLETED FY20



**Chemistry Lab**  
\$2,069,753

COMPLETED FY22



**Student Success Center**  
\$2,151,974

## Campus Safety

COMPLETED FY24



**Video Camera Infrastructure**  
Expand video camera coverage  
\$1,569,125

COMPLETED FY25



**Fire Panel**  
Replace fire alarm panel  
\$68,496

COMPLETED FY22



**Drinking fountains**  
Replace drinking fountains for accessibility  
\$46,311



# Northeast Campus

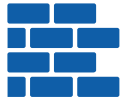
## Deferred Maintenance

**COMPLETED  
FY19-25**



**HVAC upgrades**  
Replace end of life  
Air Handler Units  
\$2,200,151.60

**COMPLETED FY25**



**Exterior building  
repairs**  
Waterproofing  
with new windows  
and caulking  
\$660,419

**COMPLETED FY24**



**Flooring**  
Replace tile in  
Academic Building  
and stair tread  
\$318,164

**COMPLETED FY24**



**Campus  
bathrooms**  
Renovate  
eighteen  
restrooms with  
new fixtures  
\$554,091

**COMPLETED  
FY19-24**



**Classroom  
improvements**  
Improve classroom  
layout, replace  
furniture and  
technology  
\$357,577

**COMPLETED FY24**



**Engineering Tech  
Fabrication Lab**  
HVAC, code  
improvements, and  
classroom upgrades  
\$115,635

**COMPLETED FY24**



**Police Training  
and Resource  
Center**  
\$84,578

**IN PROGRESS**



**Exterior/Interior  
Hydronic Repairs**  
Replacement of  
decaying 4 pipe  
system  
\$2,300,000

**IN PROGRESS**



**Interior Refresh**  
Lighting, flooring,  
ceiling, paint,  
stairwell and  
handrail  
\$104,790

**IN PROGRESS**



**Electrical  
Distribution  
Panels**  
Replace existing  
panels for higher  
density  
\$3,100,000

**IN PROGRESS**



**Classroom  
improvements**  
Improve classroom  
layout, replace  
furniture and  
technology

**IN PROGRESS**



**Corridor Ceiling  
Tile and Lighting  
Upgrade**  
\$250,000

**IN PROGRESS**



**Campus  
bathrooms**  
Renovate  
fifteen  
restrooms with  
new fixtures  
\$300,000

**FUTURE**



**Campus  
bathrooms**  
Renovate  
fifteen  
restrooms with  
new fixtures  
\$1,300,000

**FUTURE**



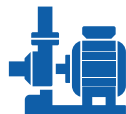
**Engineering  
Technology  
Building Remodel**  
Remodel and update  
the exterior and  
interior ET building  
\$1,550,000

**FUTURE**



**Classroom  
improvements**  
Improve classroom  
layout, replace  
furniture and  
technology  
\$650,000

**FUTURE**



**Pumps, Motors &  
Controls**  
Replacement of  
pumps, motors,  
expansion tanks,  
and controllers  
\$165,000

**FUTURE**



**Generator**  
Replace existig  
generator and  
enhance campus  
coverage  
\$400,000



# Northeast Campus

## Campus Growth

COMPLETED FY23



**Student Success Center**

\$2,062,206

COMPLETED FY24



**Fab Lab**

\$182,373

COMPLETED FY25



**Chemistry Lab**

\$900,000

**FUTURE**



**Science Laboratory Space Remodels**

Remodel existing laboratory spaces

\$2,700,000



## Campus Safety

COMPLETED FY24



**Exterior door access control**

Equip exterior doors with badge access controls

\$651,650

COMPLETED FY24



**Video Camera infrastructure**

Expand video camera coverage

\$711,894

COMPLETED FY25



**Fire Panel**

Replace fire alarm panel

\$291,713.61

COMPLETED FY21



**Drinking fountains**

Replace drinking fountains for accessibility

\$86,000

COMPLETED FY24-25



**Gun Shot Detection**

Install sensors to identify, verify, and report gunshots to police

\$51,000

# Southeast Campus

## Deferred Maintenance

COMPLETED  
FY19-24



### HVAC upgrades

Replace end of life Air Handler Units

\$2,438,103.98

COMPLETED  
FY19-24

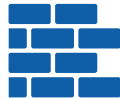


### Roof repairs

Replace Building 6 and Building 8 membrane roof

\$623,341

COMPLETED  
FY22-24



### Exterior building repairs

Waterproofing and guttering systems

\$1,330,502

COMPLETED  
FY19-24



### Classroom improvements

Improve classroom layout, replace furniture and technology

\$573,694.87

COMPLETED  
FY22-24



### HVAC controls

Install Building 5 automatic controls from Plant 1

\$74,967

COMPLETED  
FY22-25



### Exterior windows

Replace end of life building windows and skylights

\$48,528

COMPLETED  
FY19-24



### Interior Refresh

Lighting, flooring, ceiling, paint, stairwell and handrail

\$911,008

COMPLETED FY24



### Building 6 auditorium

Replace 5% of jib wall and add backup electrical distribution

\$76,729

COMPLETED FY23



### Landscaping

Added ADA compliant sidewalks and enhancing curb appeal and sprinkler system

\$600,000

IN PROGRESS



### Roof repairs

Replace membrane on Building 2 roof

\$111,000

IN PROGRESS



### Building 6 auditorium

Painting interior and upgrading backstage area

\$350,000

IN PROGRESS



### Campus bathrooms

Renovate restrooms

\$500,000

IN PROGRESS



### Corridor Ceiling Tile

Update tile and grid in major corridors

\$350,000

IN PROGRESS



### Pond Safety Improvements

Enhance safety along pond perimeter

\$330,000

IN PROGRESS



### Rooftop Units

Replace units on Building 8

\$300,000

IN PROGRESS



### Building 8 First Floor Flooring

Update flooring

\$125,000

FUTURE



### Roof repairs

Replace Building 6 and Building 8 membrane roof

\$350,000

FUTURE



### HVAC Controls

Install automatic controls

\$650,000

FUTURE



### Classroom improvements

Improve classroom layout, replace furniture and technology

\$910,000

FUTURE



### Campus bathrooms

Renovate thirty restrooms with new fixtures

\$2,150,000

FUTURE



### Interior Refresh

Lighting, flooring, ceiling, paint, stairwell and handrail

\$675,000

FUTURE



### Building 4, 5 and 7 electrical

Increase distribution circuit breaker panels

\$728,000

FUTURE



### Building 6 Lobby

Update lobby and finishes

\$350,000

FUTURE



### Building 5, 6 and 8 HVAC

Replace six hot water pumps (Aurora and Bell & Gosset); Replace two cooling expansion tanks, new cooling plate and frame heat exchanger; Replace hot/cold circulating pumps and fan coil units

\$404,000

# Southeast Campus

## Campus Growth

COMPLETED FY24



**Cyber Lab and Security**

\$604,135



## Campus Safety

COMPLETED FY24



**Exterior door access control and Interior Doors**

Replace work door.  
\$1,593,436

COMPLETED FY24



**Fire Panel**

Replace fire alarm panel  
\$78,282

COMPLETED FY24



**Drinking fountains**

Replace drinking fountains for accessibility  
\$7,755

COMPLETED FY24



**Parking Lot Improvements**

\$469,900

COMPLETED FY24-25



**Gun Shot Detection**

Install sensors to identify, verify, and report gunshots to police  
\$63,000

IN PROGRESS



**Bldg 8 access control**

Installing card readers at entry points  
\$200,000

FUTURE



**Elevator for Building 1 and 3**

Install new elevator for access to Building 1 and 3 for accessibility  
\$500,000

FUTURE



**Building 6 interior signage**

Building 6 exit wayfinding / signage for fire safety  
\$187,000

FUTURE



**Building 6 Fire Curtain**

Replacement of existing Fire Curtain in PACE  
\$148,000

FUTURE



**Outdoor walkway**

Demo existing walkway and construct new pathway for accessibility  
\$75,000



**COMPLETED  
FY19-24**



### HVAC upgrades

Replace end of life Air Handler Units; Ductwork repair; New Fume Hoods; Replace Variable Frequency Drives; New fan coil units; Replace Exhaust fans; Replace fan power mixing boxes; Inspect and replace valves

**\$1,562,423.98**

**COMPLETED  
FY19-24**



### Physical Plant Upgrades

**\$725,000**

**COMPLETED FY24**



### HVAC Elevated Walkways

Add air conditioning to walkway

**\$313,375**

**COMPLETED FY25**



### Roof repairs

Replace membrane roof

**\$49,000**

**COMPLETED FY23**



### Exterior doors

Replace exterior doors

**\$100,000**

**COMPLETED FY22**



### Vet Tech road

Replace road behind Vet Tech Center

**\$381,000**

**IN PROGRESS**



### Interior Refresh

Lighting, flooring, ceiling, paint, stairwell and handrail

**\$85,993**

**IN PROGRESS**



### Classroom improvements

Improve classroom layout, replace furniture and technology

**\$175,000**

**IN PROGRESS**



### Vet Tech heating & cooling

Replace two chillers; replace two boilers, replace four water pumps

**\$350,000**

**FUTURE**



### Student Union air conditioning

Replace two rooftop AC units

**\$400,000**

**FUTURE**



### Fitness Center HVAC

Replace 150 ton chiller; replace heat exchanger; replace six Variable Frequency Drives and two exhaust fans

**\$514,000**

**FUTURE**



### Air conditioning replacements

Replace 150 ton chiller and cooling plate and frame exchanger in Science & Math South, upgrade for CDC

**\$295,000**

# West Campus

## Campus Growth

COMPLETED FY25



**CVT and DMS Remodel**  
\$177,861

COMPLETED FY21



**Student Success Center**  
\$1,963,729

COMPLETED FY25



**Surgical Tech**  
\$301,175

COMPLETED FY24



**Fire Panel**  
Replace fire alarm panel  
\$48,926.38

COMPLETED FY23



**Exterior and interior doors**  
Replace exterior and interior doors for accessibility and fire safety  
\$480,750

COMPLETED FY19-24



**Pathway improvements**  
Install exterior pathways and redesign hallways and countertops for accessibility  
\$246,860

COMPLETED FY22



**Drinking fountains**  
Replace drinking fountains for accessibility  
\$15,981

## Campus Safety

COMPLETED FY24-25 **FUTURE**



### Gun Shot Detection

Install sensors to identify, verify, and report gunshots to police  
\$40,000



### Interior sprinkler system

Expand fire suppression system  
\$650,000







Tulsa Community College



TULSA  
COMMUNITY  
COLLEGE





DEFERRED MAINTENANCE

**NE Electrical Upgrade**

Estimated Completion: Sep 2025  
Budget: \$3,200,000

**NE Underground Piping**

Estimated Completion: March 2025  
Budget: \$2,300,000

**MC Philips Building Air Handler Replacement**

Estimated Completion: June 2025  
Budget: \$1,652,700

**NE and SE Ceiling Grid/Tile and Lighting**

Estimated Completion: March 2025  
Budget: \$600,000

**College Wide Building Controls Upgrade**

Estimated Completion: June 2025  
Budget: \$400,000

**C4C Dedicated Chiller**

Estimated Completion: Apr 2025  
Budget: \$300,000

**SE Rooftop Units**

Estimated Completion: May 2025  
Budget: \$300,000

**SE PACE Auditorium Painting**

Estimated Completion: May 2025  
Budget: \$250,000

**WC Vet Tech Air Handler Unit Replacement**

Estimated Completion: June 2025  
Budget: \$250,000

**SE Building 2 Roof**

Estimated Completion: Jan 2025  
Budget: \$110,564

**WC Vet Tech Energy Recovery Unit Replacement**

Estimated Completion: May 2025  
Budget: \$100,000

**MC Academic Building Exhaust Fan Replacement**

Estimated Completion: May 2025  
Budget: \$90,263

**SE Building 8 Flooring Replacement**

Estimated Completion: Jan 2025  
Budget: \$87,800

CAMPUS GROWTH

**MC and WC Health Sciences Remodel**

Estimated Completion: April 2025  
Budget: \$4,500,000

**NE Chemistry Lab Remodel**

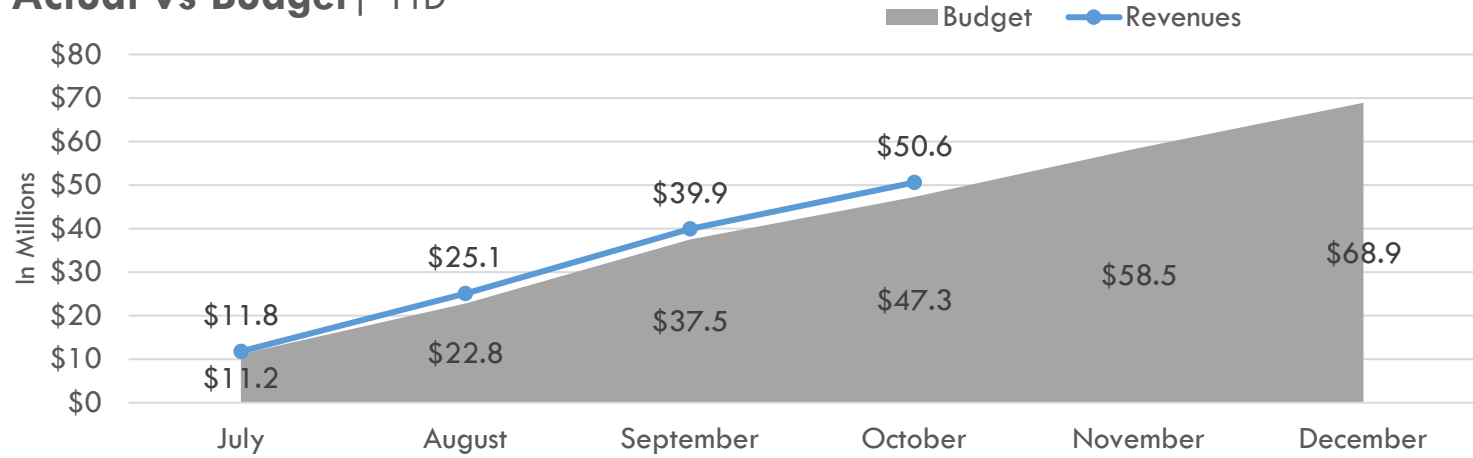
Estimated Completion: Nov 2024  
Budget: \$950,000

**NE ET STEM Remodel and Fire Suppression**

Estimated Completion: July 2025  
Budget: \$1,405,453

# REVENUE DASHBOARD OCTOBER 2024

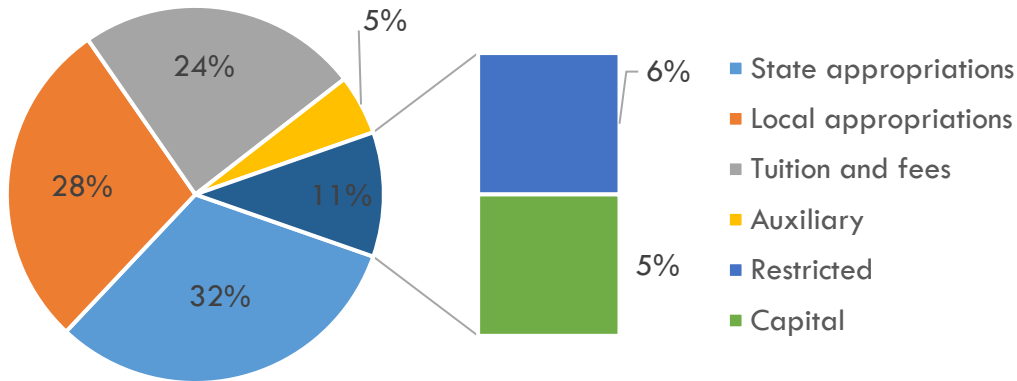
## Actual vs Budget | YTD



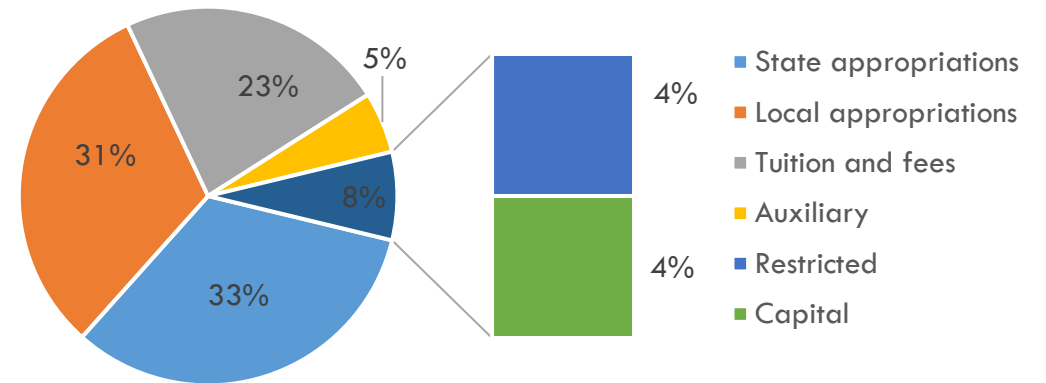
## Revenues | Monthly Activity

Revenues	Actual	Budget	Variance
E&G	\$ 8.1	\$ 8.9	\$ (0.8)
Auxiliary	1.0	0.7	0.3
Restricted	1.0	0.4	0.6
Capital	0.5	0.2	0.3
<b>Total</b>	<b>\$ 10.6</b>	<b>\$ 10.2</b>	<b>\$ 0.4</b>

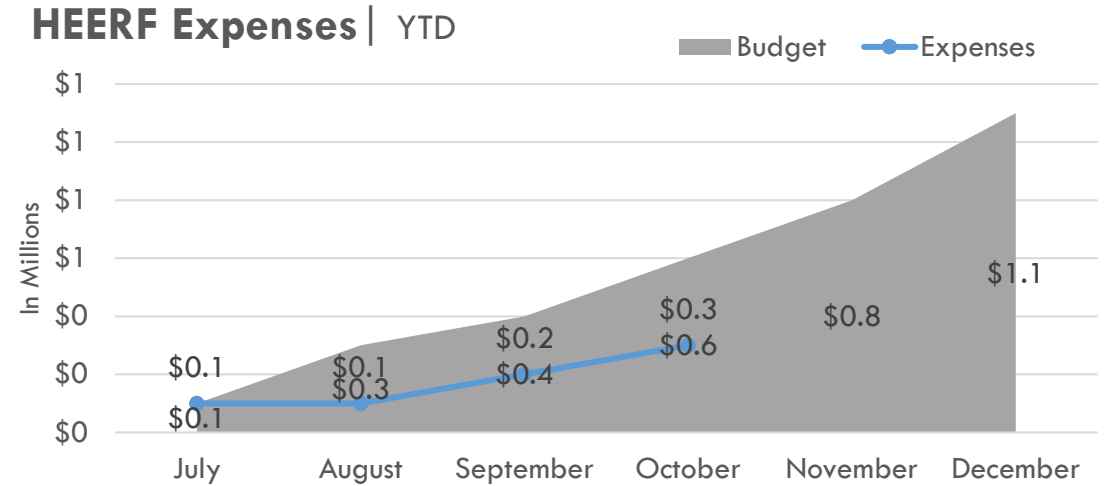
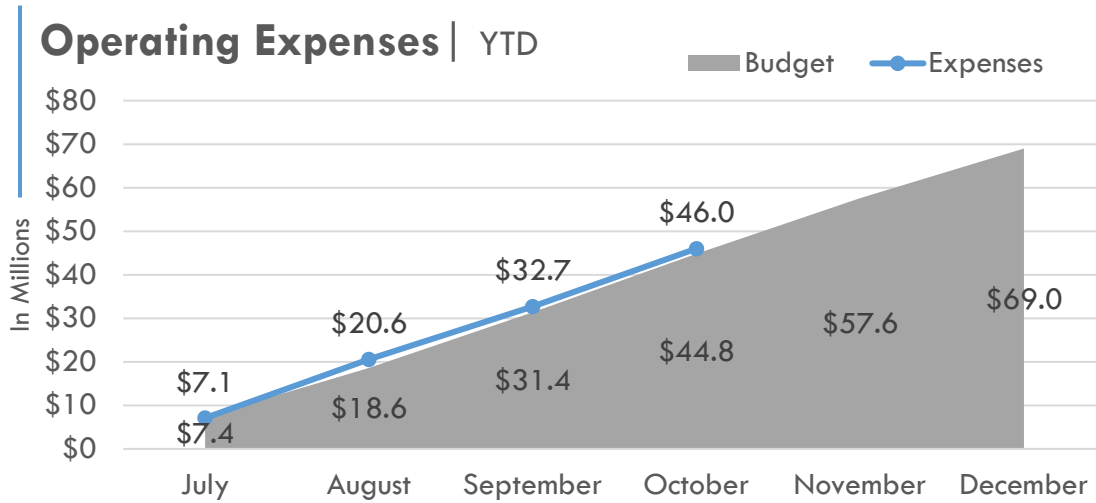
## YTD Revenues by Type



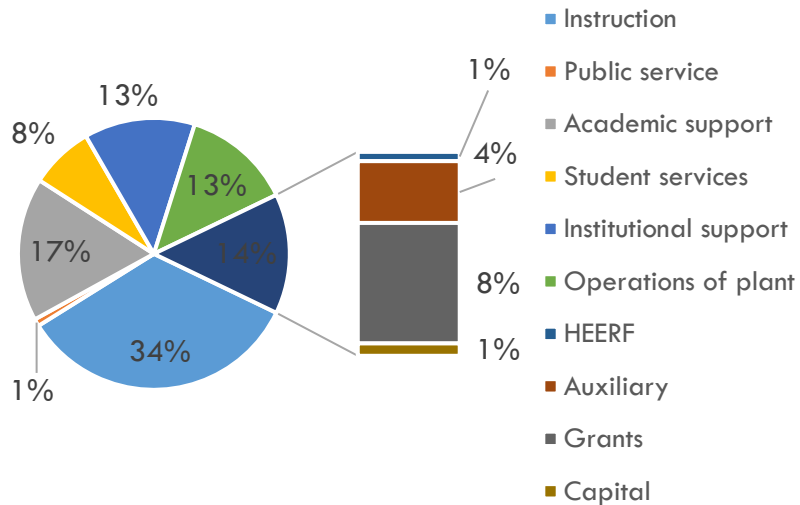
## Expected Revenues by Type (Budget)



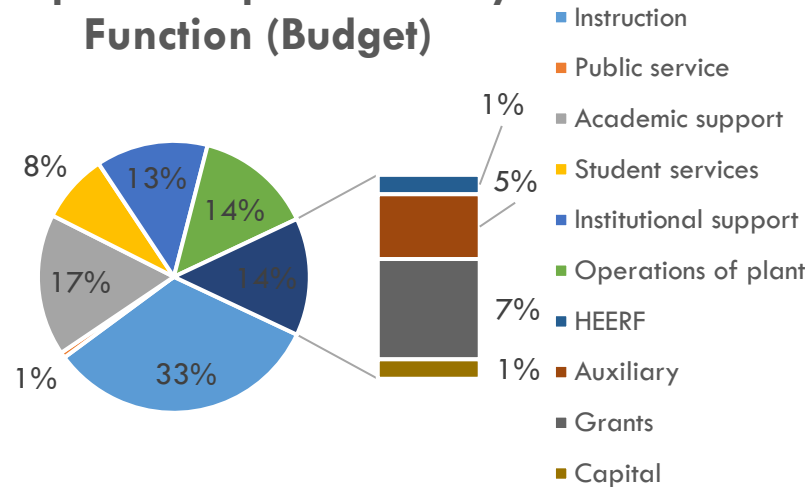
# EXPENSE DASHBOARD OCTOBER 2024



## YTD Expenditures by Function



## Expected Expenditures by Function (Budget)



## Expenditures | Monthly Activity

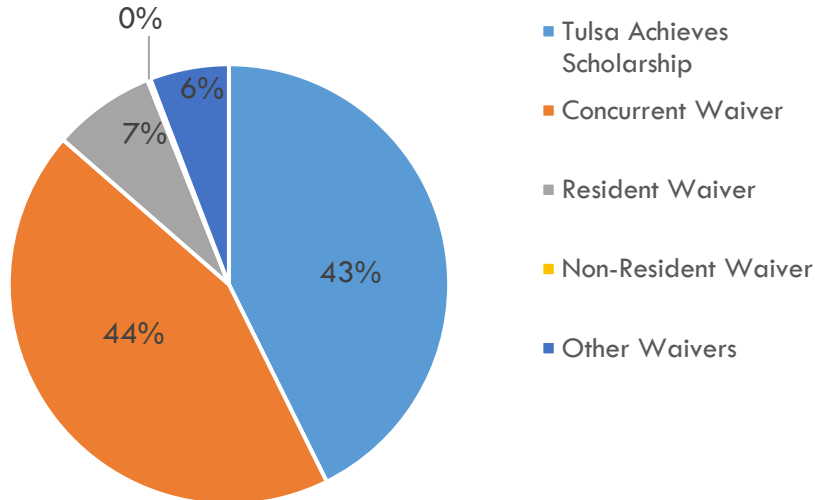
Expenditures	Actual	Budget	Variance
E&G	\$10.8	\$ 10.8	\$ -
HEERF	0.1	0.2	0.1
Auxiliary	0.6	0.6	-
Restricted	1.7	1.5	(0.2)
Capital	0.2	0.4	0.2
<b>Total</b>	<b>\$ 13.4</b>	<b>\$ 13.5</b>	<b>\$ 0.1</b>

# SCHOLARSHIPS & WAIVERS DASHBOARD OCTOBER 2024

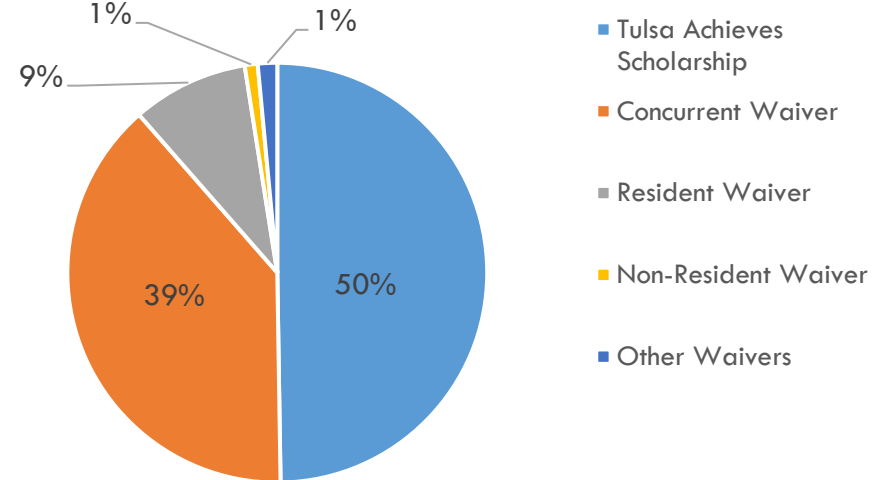
## Scholarships & Waivers | YTD Activity

Expenditures	FY25		FY24		\$ Change
	Budget	YTD	Budget	YTD	
Tulsa Achieves	\$ 5,000,000	\$ 2,225,263	\$ 4,900,000	\$ 2,142,641	\$ 82,622
Concurrent	3,900,000	2,280,963	3,700,000	1,929,108	351,855
Resident	\$900,000	393,377	800,000	321,757	71,620
Non-Resident	\$50,000	12,150	50,000	19,800	(7,650)
Other	\$150,000	302,737	150,000	289,347	13,390
	<b>\$10,000,000</b>	<b>\$ 5,214,490</b>	<b>\$ 9,600,000</b>	<b>\$ 4,702,654</b>	<b>\$ 511,837</b>

### YTD Assistance by Type

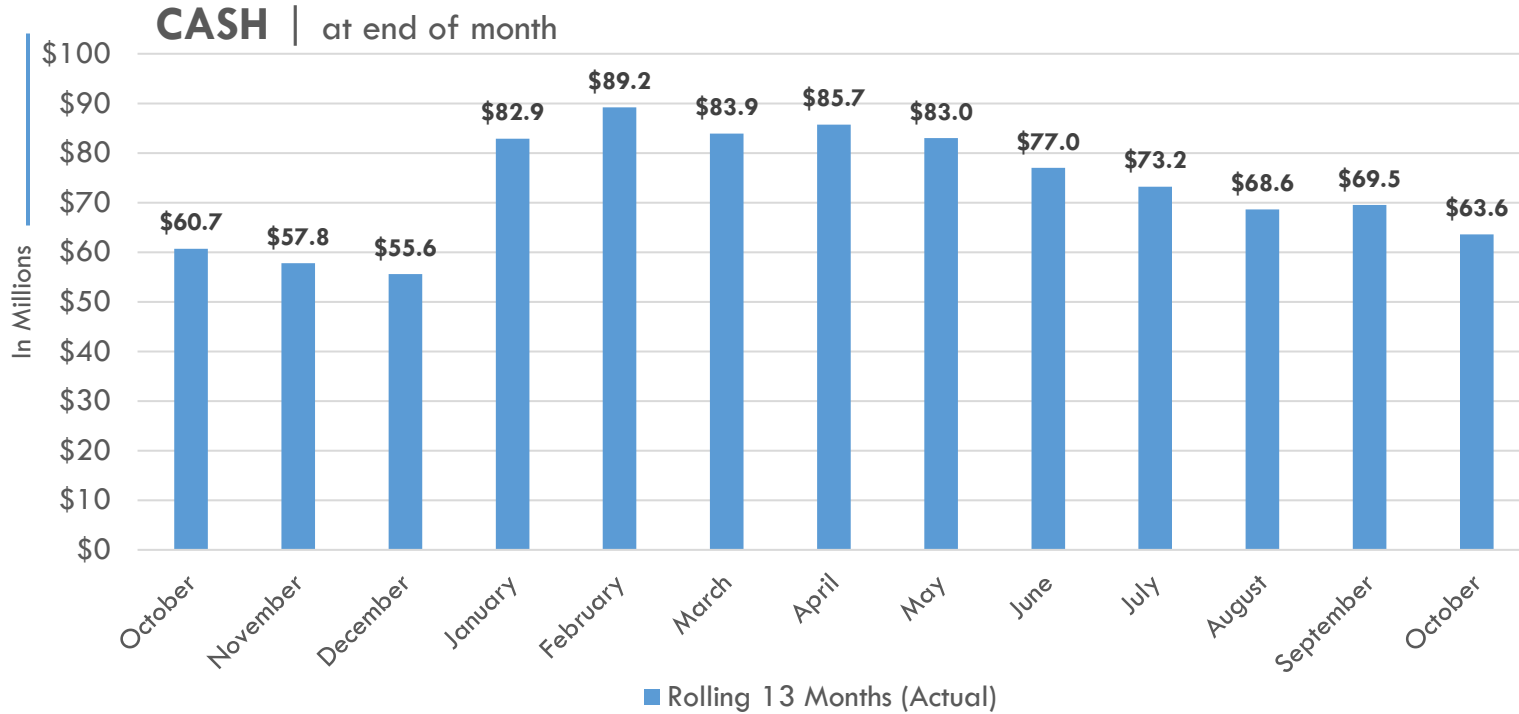


### FY25 Budgeted Assistance





# CASH MANAGEMENT & AR DASHBOARD OCTOBER 2024



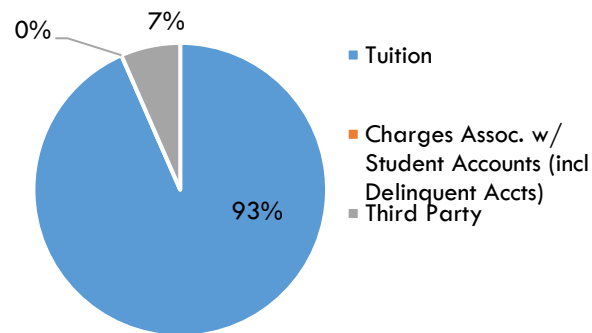
## CASH BALANCE

E&G (290)	\$ 2,296,596
Construction (295)	\$ 1,817,194
Restricted (430)	\$ 678,203
Construction (483 & 475)	\$ 2,513,173
COVID Funds (490)	\$ 3,099,871
ARPA Grant (497)	\$ 350,629
Auxiliary (706)	\$ 5,230,956
Temporary Holding (750)	\$ 660,007
Local	\$ 44,256,057
Payroll (789)	\$ 2,745,560
<b>Total</b>	<b>\$ 63,648,246</b>

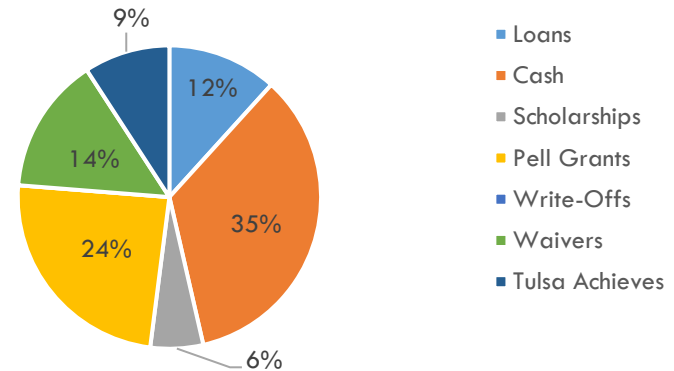
**Cash Forecast 12/31/2024** **\$56,500,000**

**Local Forecast 12/31/2024** **\$40,500,000**

## Fall 2024 Student Charges by Type



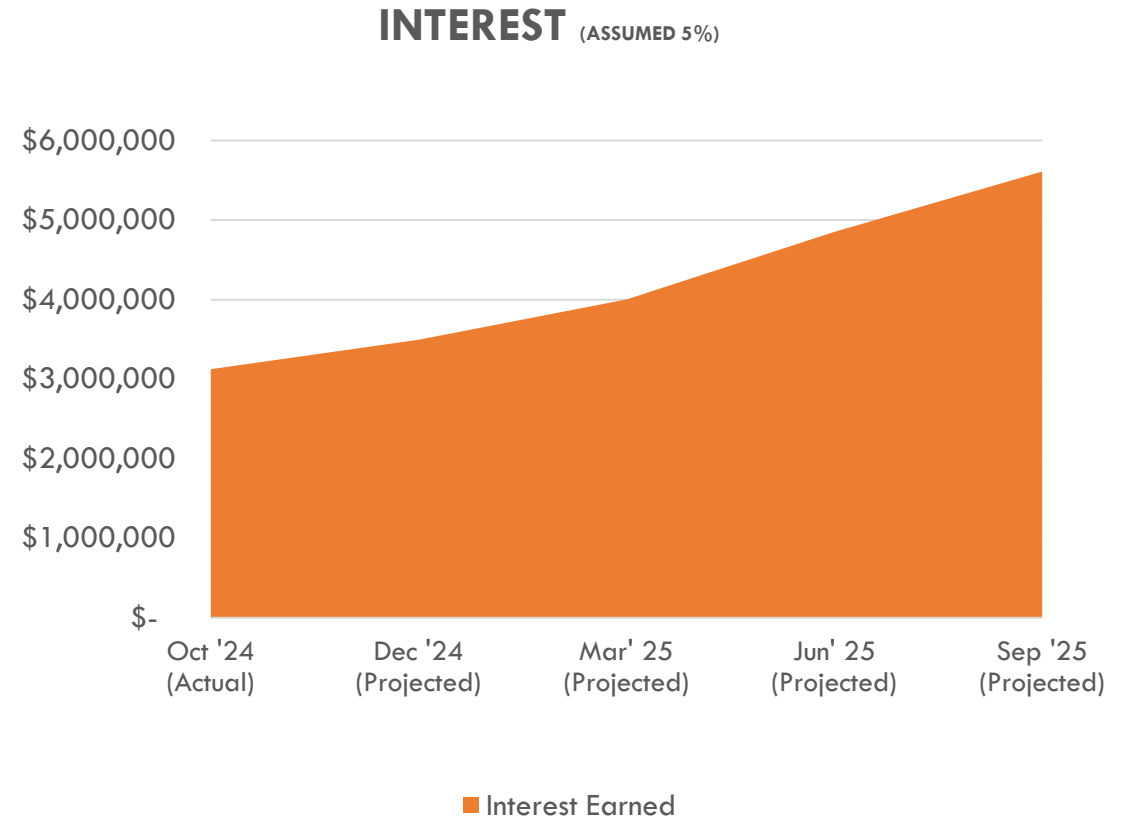
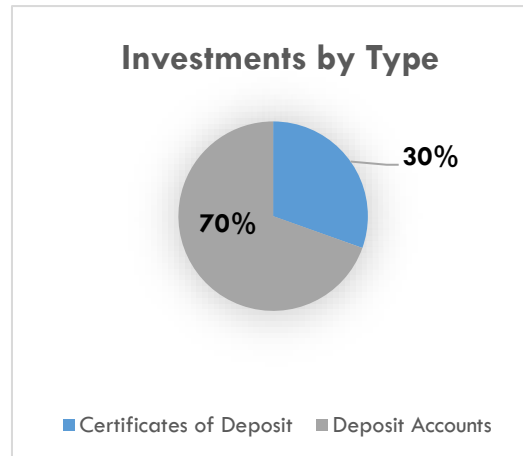
## Fall 2024 Payments by Type



# INVESTMENT STRATEGY OCTOBER 2024

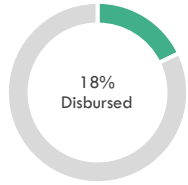
Financial Institution	Trade Date	Settled Date	Maturity Date	Amount	Interest at Maturity
<b>Certificates of Deposit:</b>					
Iowa State Bank	11/2018	11/2018	05/2025	\$245,000	\$19,698
Regent Bank	3/2024	3/2024	03/2025	\$13,225,000	\$674,475

Financial Institution	Ending Monthly Balance	Interest Rate	Estimated Quarterly Interest
<b>Deposit Accounts:</b>			
Regent Bank	\$250,933	5.05%	\$3,169
Regent ICS	\$30,516,045	5.05%	\$347,390



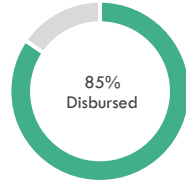
# HIGHER EDUCATION EMERGENCY RELIEF FUND – LOST REVENUE SPENDING

## NEC Electrical Upgrade



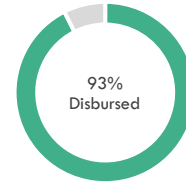
Budget: \$3,200,000  
Disbursed: \$571,009

## Risk Management Initiatives



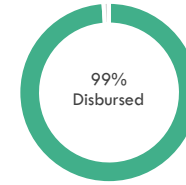
Budget: \$430,000  
Disbursed: \$363,472

## Health Sciences Buildout Architect Fees



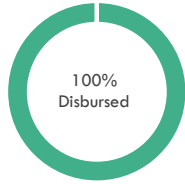
Budget: \$261,450  
Disbursed: \$241,547

## Fire Panels



Budget: \$517,000  
Disbursed: \$514,928

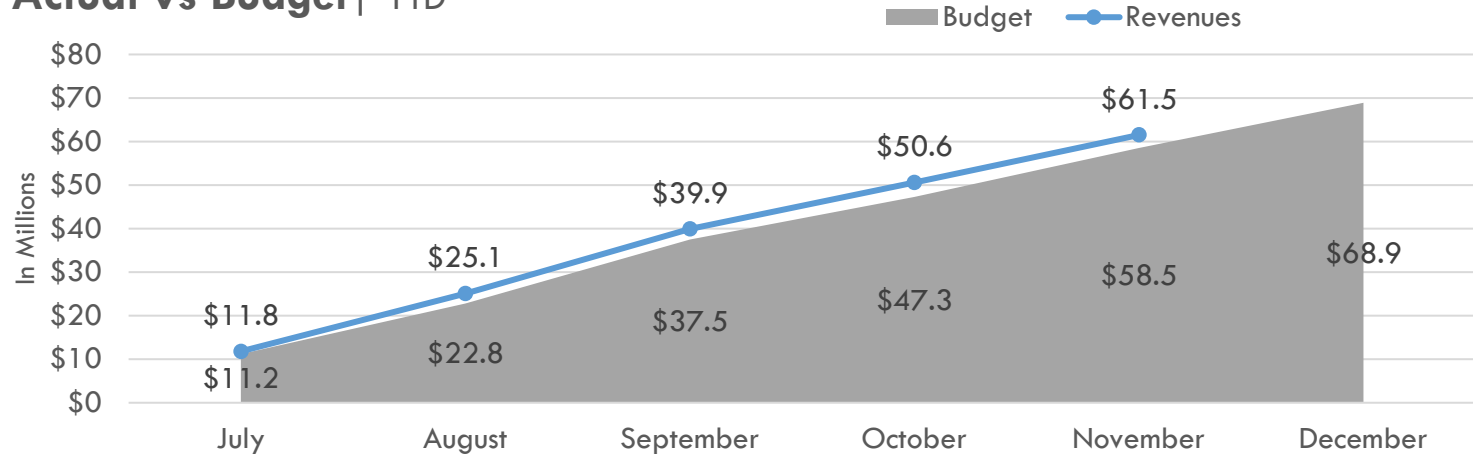
## SEC Plant Chillers



Budget: \$928,958  
Disbursed: \$928,958

# REVENUE DASHBOARD NOVEMBER 2024

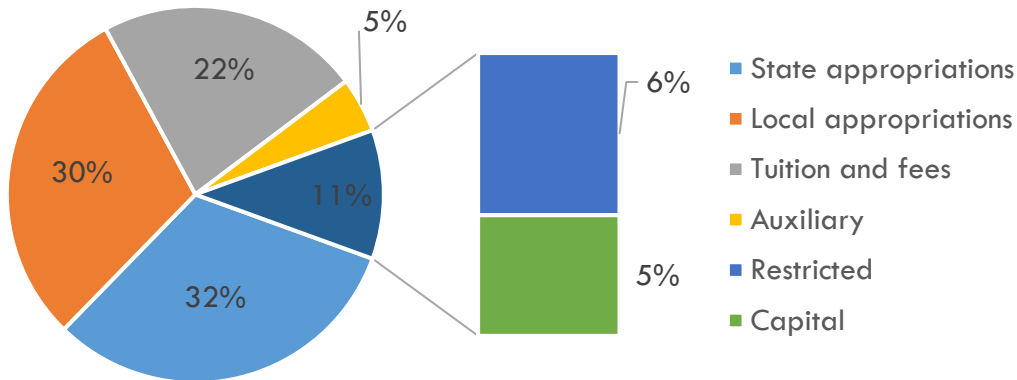
## Actual vs Budget | YTD



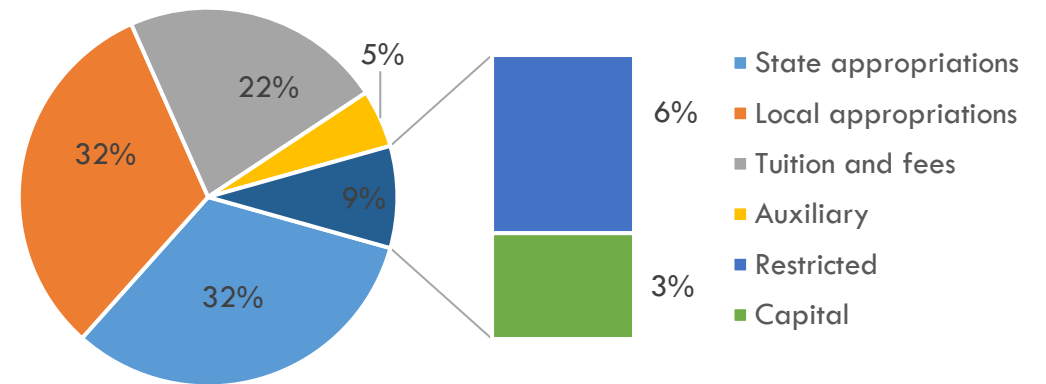
## Revenues | Monthly Activity

Revenues	Actual	Budget	Variance
E&G	\$ 9.2	\$ 8.9	\$ 0.3
Auxiliary	0.3	0.5	(0.2)
Restricted	1.2	1.4	(0.2)
Capital	0.2	0.1	0.1
<b>Total</b>	<b>\$ 10.9</b>	<b>\$ 10.9</b>	<b>\$ -</b>

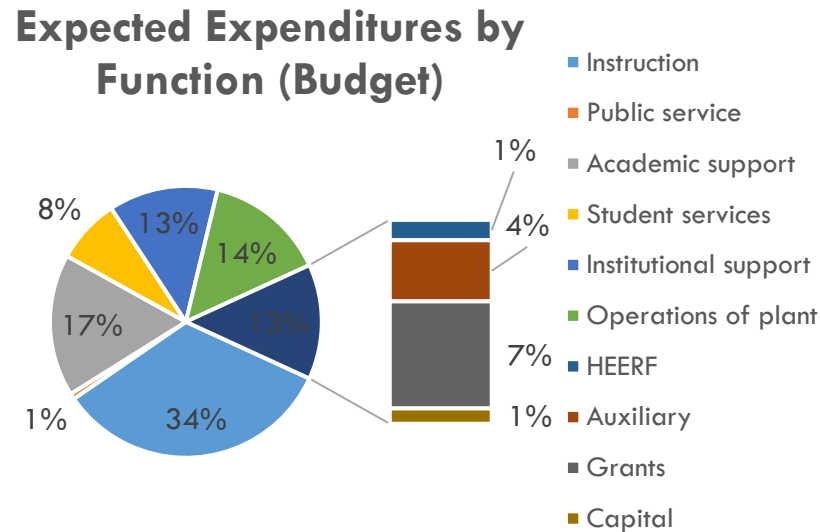
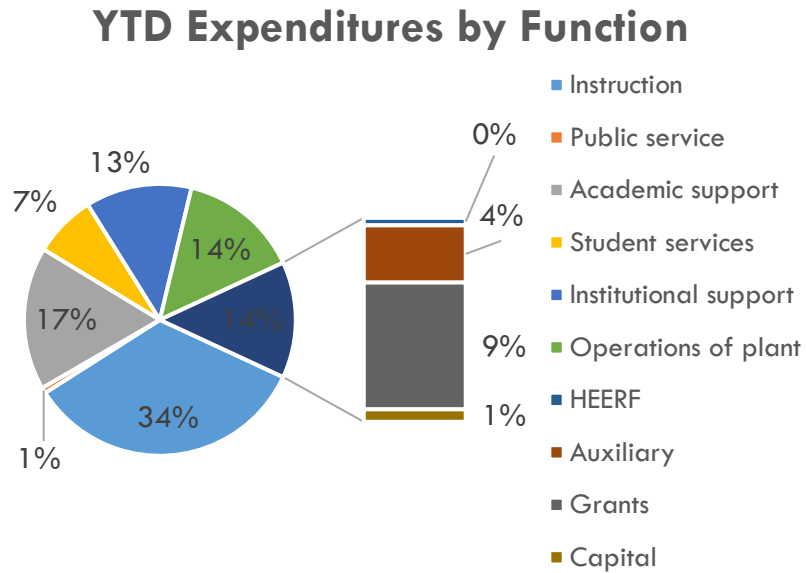
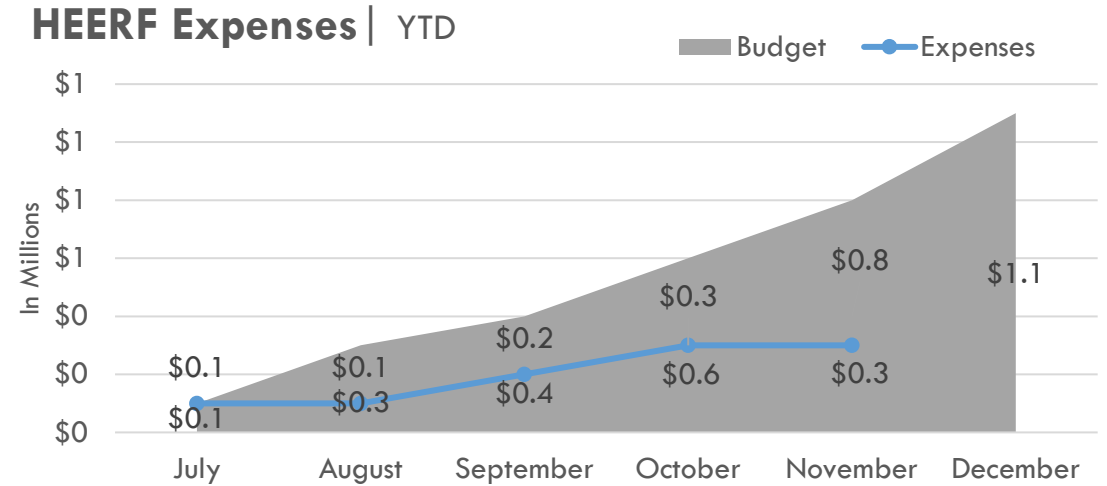
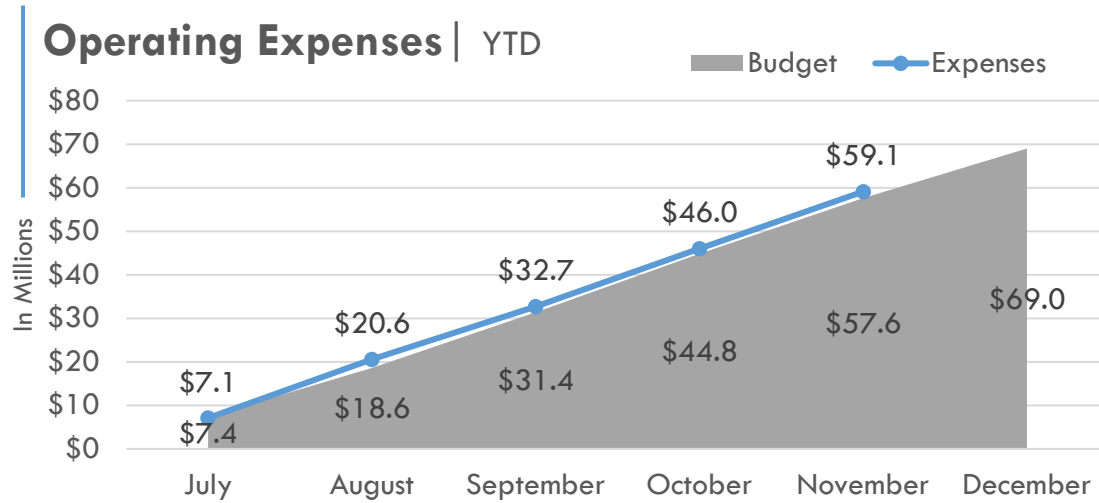
## YTD Revenues by Type



## Expected Revenues by Type (Budget)



# EXPENSE DASHBOARD NOVEMBER 2024



### Expenditures | Monthly Activity

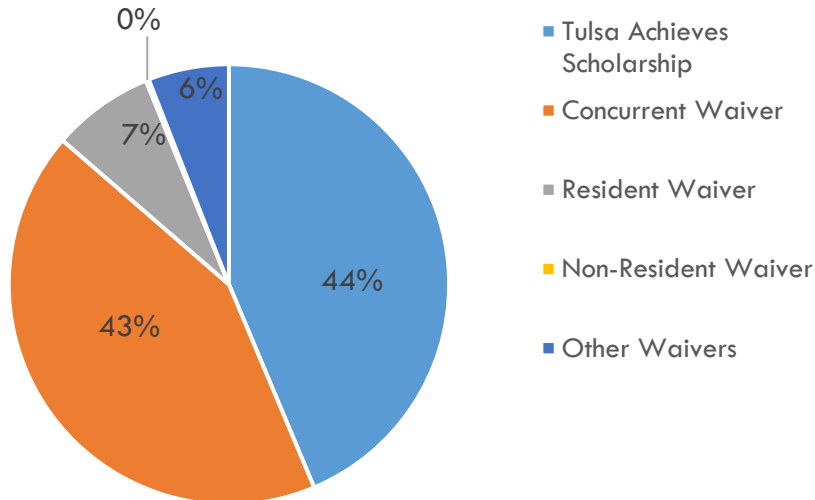
Expenditures	Actual	Budget	Variance
E&G	\$11.5	\$ 11.9	\$ 0.4
HEERF	0.0	0.2	0.2
Auxiliary	0.3	0.5	0.2
Restricted	1.2	1.0	(0.2)
Capital	0.1	-	(0.1)
<b>Total</b>	<b>\$ 13.1</b>	<b>\$ 13.6</b>	<b>\$ 0.5</b>

# SCHOLARSHIPS & WAIVERS DASHBOARD NOVEMBER 2024

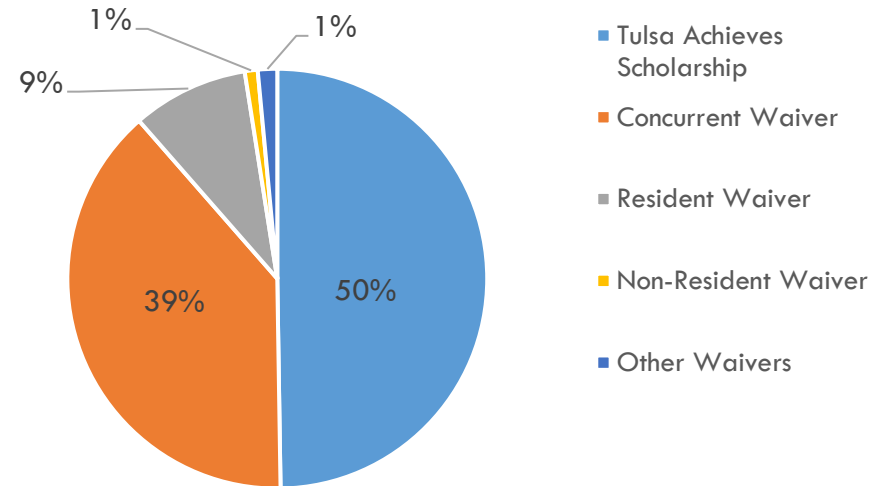
## Scholarships & Waivers | YTD Activity

Expenditures	FY25		FY24		\$ Change
	Budget	YTD	Budget	YTD	
Tulsa Achieves	\$ 5,000,000	\$ 2,339,116	\$ 4,900,000	\$ 2,429,505	\$(90,389)
Concurrent	3,900,000	2,286,173	3,700,000	1,934,783	351,390
Resident	\$900,000	400,373	800,000	322,740	77,633
Non-Resident	\$50,000	12,150	50,000	18,450	(6,300)
Other	\$150,000	317,884	150,000	323,822	(5,938)
	<b>\$10,000,000</b>	<b>\$ 5,355,696</b>	<b>\$ 9,600,000</b>	<b>\$ 5,029,300</b>	<b>\$ 326,396</b>

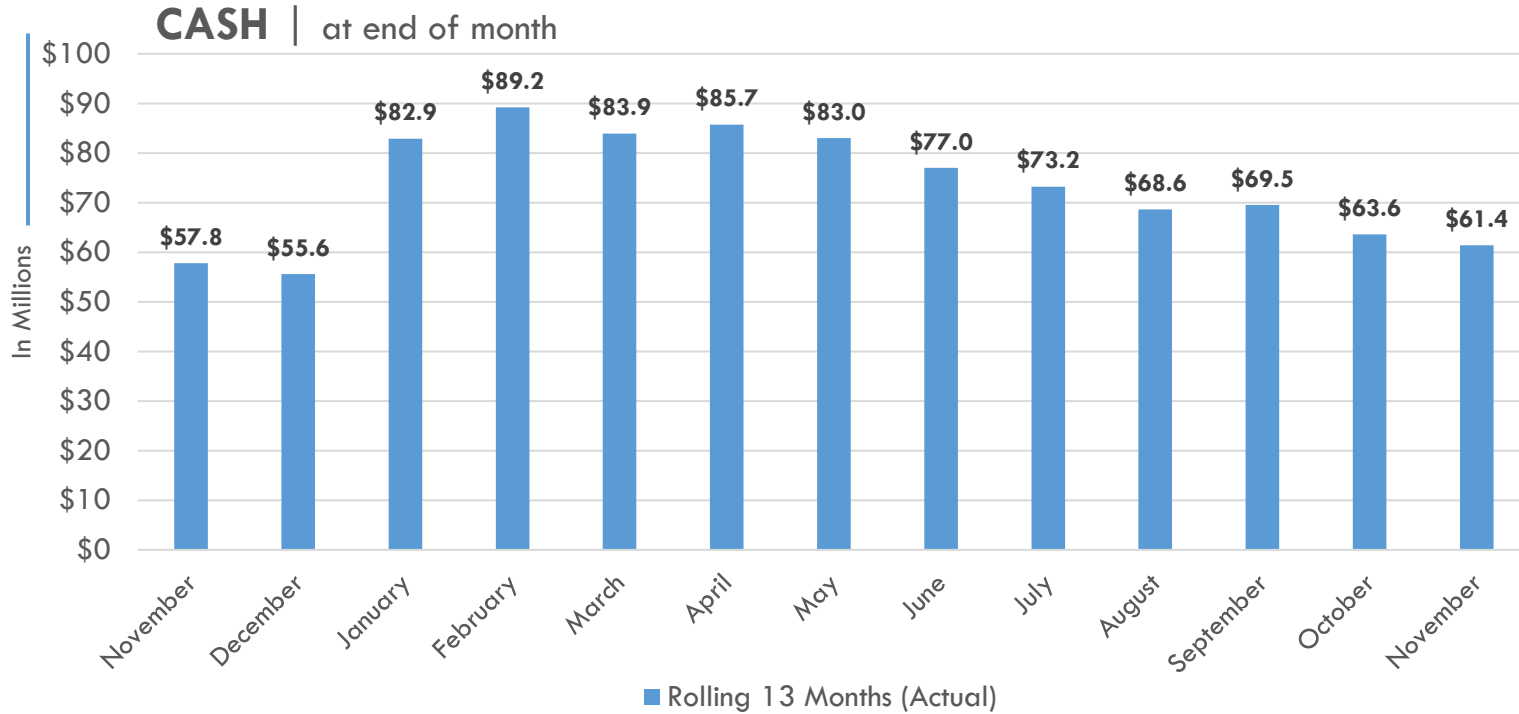
### YTD Assistance by Type



### FY25 Budgeted Assistance



# CASH MANAGEMENT & AR DASHBOARD NOVEMBER 2024



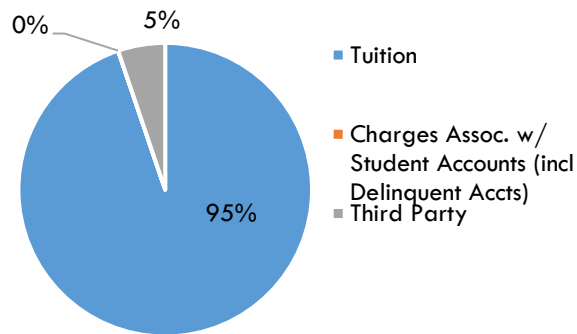
## CASH BALANCE

E&G (290)	\$ 1,744,261
Construction (295)	\$ 1,916,048
Restricted (430)	\$ 348,250
Construction (483 & 475)	\$ 2,513,173
COVID Funds (490)	\$ 3,091,766
ARPA Grant (497)	\$ 484,053
Auxiliary (706)	\$ 4,916,081
Temporary Holding (750)	\$ 1,464,703
Local	\$ 40,507,643
Payroll (789)	\$ 4,405,583
<b>Total</b>	<b>\$ 61,391,561</b>

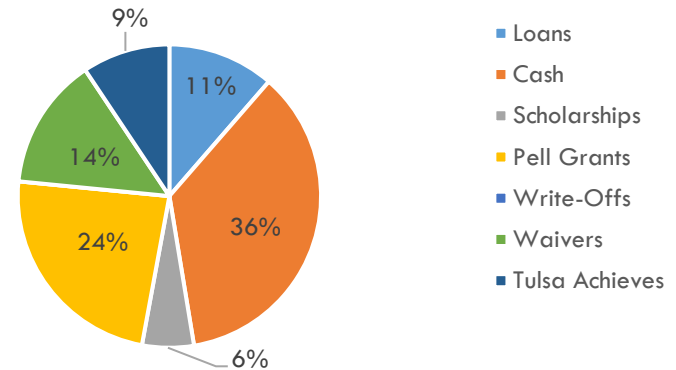
**Cash Forecast 12/31/2024** **\$56,500,000**

**Local Forecast 12/31/2024** **\$40,500,000**

## Fall 2024 Student Charges by Type



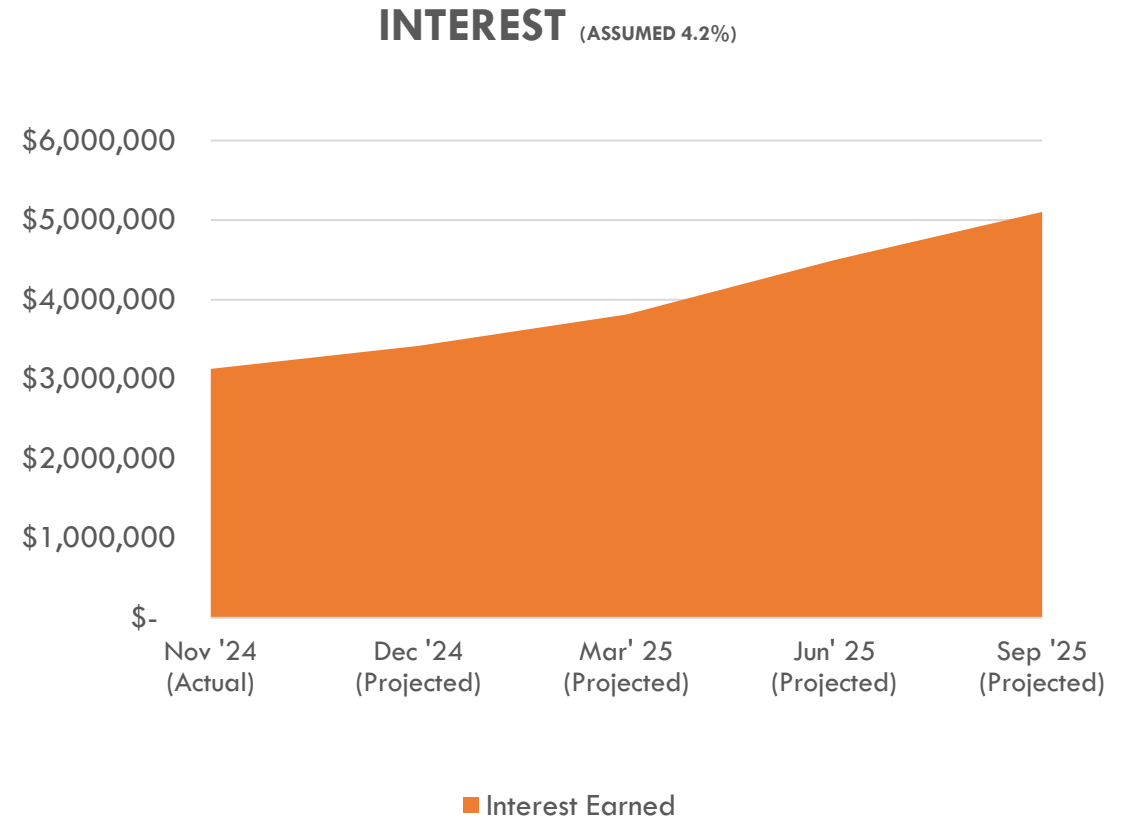
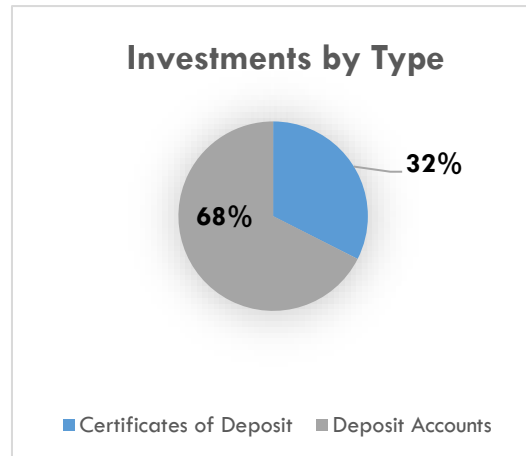
## Fall 2024 Payments by Type



# INVESTMENT STRATEGY NOVEMBER 2024

Financial Institution	Trade Date	Settled Date	Maturity Date	Amount	Interest at Maturity
<b>Certificates of Deposit:</b>					
Iowa State Bank	11/2018	11/2018	05/2025	\$245,000	\$19,698
Regent Bank	3/2024	3/2024	03/2025	\$13,225,000	\$674,475

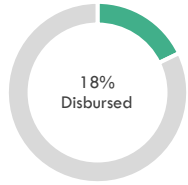
Financial Institution	Ending Monthly Balance	Interest Rate	Estimated Quarterly Interest
<b>Deposit Accounts:</b>			
Regent Bank	\$250,000	4.39%	\$2,751
Regent ICS	\$27,768,589	4.39%	\$388,902





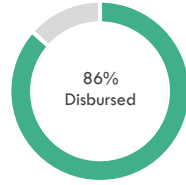
# HIGHER EDUCATION EMERGENCY RELIEF FUND – LOST REVENUE SPENDING

## NEC Electrical Upgrade



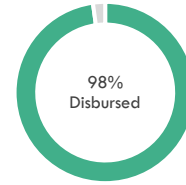
Budget: \$3,200,000  
Disbursed: \$571,009

## Risk Management Initiatives



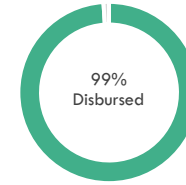
Budget: \$430,000  
Disbursed: \$371,978

## Health Sciences Buildout Architect Fees



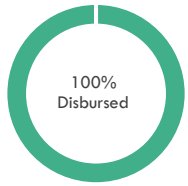
Budget: \$261,450  
Disbursed: \$255,320

## Fire Panels



Budget: \$517,000  
Disbursed: \$514,928

## SEC Plant Chillers



Budget: \$928,958  
Disbursed: \$928,958

## TCC celebrates 40<sup>th</sup> anniversary of Southeast Campus

**Featured by *Tulsa World***

Tulsa Community College celebrated the 40th anniversary of the Southeast Campus with a reception honoring its history and the people who have contributed to its success. The event featured remarks from President Leigh Goodson, President Emeritus Tom McKeon, President Emeritus Dean VanTrease and several former provosts and campus leaders.



## Tulsa mayoral candidate forum involves students in legislative process

**Featured by FOX23, News on 6, Public Radio Tulsa, 2 News Oklahoma**

TCC hosted a mayoral candidate forum in late October featuring runoff candidates Karen Keith and Monroe Nichols. The event was primarily for TCC students, faculty, staff and administration, and included questions submitted by the TCC community.

## Student wins holiday card contest with painting of snowy Southeast Campus

TCC student Scout Haggard won the College's holiday card contest with a painting of TCC's Southeast Campus in a snowy scene. Haggard says she was inspired by the warmth and sense of community she feels on the campus and challenged herself to work on a 7-by-5-inch canvas to replicate the size of the greeting card.



## TCC partners with NSU-BA for mechanical engineering pathway

**Featured by *Tahlequah Daily Press***

TCC and Northeastern State University have partnered to offer TCC students a transfer pathway to complete a Bachelor of Science in Mechanical Engineering at NSU-Broken Arrow. This is the latest addition to the growing list of programs offered within the TCC to NSU Smart Choice partnership.



## TCC Bands Director earns national music education award

TCC Director of Bands Cheryl Lee received the prestigious George N. Parks Leadership in Music Education Award at the Grand National Championships in Indianapolis. Presented by the National Association for Music Education and Music for All, the award honors one educator annually for exceptional leadership, dedication, and the ability to inspire students both in and beyond the classroom. In her first year at TCC, Lee was nominated by her former school in Texas for this recognition.

## First round of Metallica Scholars Initiative scholarships awarded

TCC awarded the first of four rounds of scholarships from the of Metallica Scholars Initiative to 44 TCC students. Thanks to the grant received from Metallica's foundation, All Within My Hands, these students majoring in Air Traffic Control, Commercial Pilot, Engineering, or Engineering Technology received about \$30,000 collectively.



## Engineering students customize electric guitars

Featured by **FOX23**

TCC students designed and assembled custom electric guitars in Assistant Professor Caleb Crall's Fab Lab course, inspired by the Metallica Scholars Initiative. The project allowed students to apply the technical skills they learned in class to personalize and craft their own instruments.

## Nursing students explore BSN transfer opportunities

Featured by **FOX23**

In late October, 90 TCC nursing students met with representatives from 15 local and regional universities offering Bachelor of Science in Nursing programs to learn about program requirements, application deadlines and other details to help them navigate the transfer process.

## TCC & OUPI partner for op-ed on growing need for cybersecurity pros

Featured by **Tulsa World**

TCC Dean of Business & Information Technology Travis White and Director of the OU Polytechnic Institute at OU-Tulsa Teri Reed co-authored an editorial in *Tulsa World* about the escalating demand for cybersecurity professionals. The op-ed detailed how aspiring individuals can pursue careers in the field through programs at TCC and OUPI.



## Local artists invited to submit works for Signature Symphony concert

Featured by **Tulsa World**

Signature Symphony at TCC is inviting local artists to submit works for its January concert, *Pictures Reimagined*. The concert will feature Modest Mussorgsky's *Pictures at an Exhibition*, paired with art reimagined by the local artists. Selected works will be displayed during the concert and at a reception at the VanTrease PACE.



## Center for Creativity hosts TEDxTulsa Live

TCC's Center for Creativity hosted TEDxTulsa Live, offering Tulsans exclusive access to the TEDNext conference. Attendees were among the first to watch a new TED Talk by Malcolm Gladwell, author of *The Tipping Point*. The event also featured the TEDx Open Mic Challenge, where participants pitched their own ideas for a chance to be featured in a future TEDxTulsa event. The event was held in partnership with Tulsa Remote at no cost to the College.

---

## TCC alumni in the news

### TCC grad spotlighted for work in health research

**Featured by FOX23**

FOX23 featured TCC graduate Christy Eslinger for a story about women working in science. Eslinger, a former paramedic of 20 years, is now a doctoral student at Oklahoma State University Center for Health Sciences researching inflammatory bowel disease. A presentation about her research earned first place at the OSU system-wide 3MT competition—the first win for an OSU-CHS student.

---

### Alumni profiled for successful radio career

**Featured by TulsaPeople**

Alicia Farrow, a TCC graduate with an associate degree in liberal studies and a Spanish translation certificate, was featured in *TulsaPeople* for her career in radio. Farrow, also known as Ali Shaw, climbed the ranks at 105.3-FM KJAMZ from traffic assistant to hosting her own show, *Weekend Rewind with Ali Shaw*. Outside the studio, she teaches podcasting to elementary students at Solid Foundation Preparatory Arts Academy.

---

### TCC grad joins Oklahoma's largest law firm

McAfee & Taft announced TCC graduate and trial lawyer Sean McCalip as one of nine new associates to join the law firm. After earning his associate degree from TCC, McCalip obtained his bachelor's degree from Northeastern State University and graduated from the University of Tulsa College of Law with honors.

---