



**Tulsa Community College
Regular Meeting of the Board of Regents**

MINUTES

The regular meeting of the Board of Regents of Tulsa Community College was held on **September 15, 2022 at 2:30 p.m. at Northeast Campus.**

Board Members Present: Mitch Adwon, James Beavers, Samuel Combs, Paul Cornell, and Jennifer Jezek

Board Members Absent: Caron Lawhorn and Wesley Mitchell

Others Present: President Goodson
Executive Assistant for the Board
College Administrators
College Legal Counsel
Faculty and Staff

CALL TO ORDER

Vice Chair Beavers called the meeting to order at 2:30 p.m.

President Goodson confirmed compliance with the Open Meetings Act.

ROLL CALL

The assistant called the roll and the meeting proceeded with a quorum.

APPROVAL OF THE MINUTES

A **motion** was made by Regent Adwon and seconded by Regent Jezek to approve the minutes for the regular meeting of the Tulsa Community College Board of Regents held on Thursday, August 18, 2022 as presented. The Vice Chair called for a vote. **Motion carried by unanimously voice vote.**

CARRYOVER ITEMS

There were no carryover items.

PERSONNEL REPORT

Presented by President Goodson

1. Introductions of Recently Appointed Staff

- Matt Olsen, Assistant Chief Human Resources Officer

Dr. Angela Sivadon, Senior Vice President and Chief Academic Officer, recognized faculty promoted in rank, which was approved at the June 16, 2022 Board meeting. Faculty were recognized for promotion from assistant professor to associate professor. Faculty recognized in attendance at the meeting were:

- Cathy Bankston, English & Developmental Studies, Northeast Campus
- Chandra Carpenter, Biology, Southeast Campus
- Julie Hall, Cardiovascular Technology, West Campus

Faculty unable to attend the meeting were also recognized:

- Arthur Benson, English, Metro Campus
- Anne Cross, Biology, Southeast Campus
- Michael Speck, Paralegal Studies, Metro Campus
- Francoise Sullivan, French, Metro Campus (promoted to full professor)

President Goodson applauded faculty that were promoted.

2. Consent Agenda

The personnel consent agenda was submitted for approval.

- Appointments of full-time faculty and full-time professional staff at a pay grade 18 and above made since the last meeting of the Board of Regents of Tulsa Community College.
- Retirements of full-time faculty and full-time professional staff submitted since the last meeting of the Board of Regents of Tulsa Community College.
- Separations including resignations, terminations, deaths, and transition to disability status of full-time faculty and professional employees submitted since the last meeting of the Board of Regents of Tulsa Community College.

There were no voting items on the personnel consent agenda.

[\(Attachment: Consent Agenda\)](#)

ACADEMIC AFFAIRS AND STUDENT SUCCESS COMMITTEE REPORT

Presented by Regent Combs

1. Overview of Committee Meeting Topics

Regent Combs apprised the Board of meeting topics discussed at the September committee meeting.

- Letters of Intent Update

Matt Mounger explained the State Regent's process of the Letter of Intent for new programs.

- Unlocking Opportunity from Aspen Institute and CCRC Update

Dr. White explained that TCC is applying for a new program that is similar to Pathways with the Aspen Institute that will focus on post-graduate outcomes.

- Enrollment Update

Dr. Tarver presented the fall enrollment data.

- Teaching at TCC Update

Dr. Sivadon gave a brief overview of the faculty at TCC.

- Full-time Faculty – 280
- Adjunct Faculty – 696

FACILITIES & SAFETY COMMITTEE REPORT

Presented by Regent Adwon

1. Overview of Committee Meeting Topics

Regent Adwon and Michael Siftar, Associate Vice President of Administration and CTO, apprised the board of meeting topics discussed in the September committee meeting.

- Long-term Facilities Planning

Following the executive summary presentation in August, the committee was able to engage with the Planning team in an active feedback session to explore which ideas have merit, which may not be feasible in the project's timeline, and where priority should be focused for further concept development. A final report with architectural renderings is being assembled and will be available for a committee presentation in November.

- Major Projects Update

An engineering and soil sampling survey has been completed for the proposed entryway improvements at the Northeast Campus Student Success Center. Assuming the results comply with the existing design, construction is planned to start in January. Three sets of restrooms adjacent to the new Student Success Center have been designated for remodel with ADA upgrades and are currently being bid for construction.

The exterior access control installation is substantially complete at the Southeast Campus which has added centralized lock/unlock capabilities with proximity card access readers. Specifications for expanding this capability to Metro and Northeast are nearing completion with construction bidding expecting to start in October.

- Facilities Dashboard Update

Mr. Siftar gave a brief overview of the dashboard handout.

(Handout: [Major Projects Dashboard](#))

COMMUNITY RELATIONS COMMITTEE REPORT

Presented by Regent Cornell

1. Overview of Committee Meeting Topics

Regent Cornell apprised the board of meeting topics discussed in the September committee meeting.

- Vision Dinner was a successful event.
- FY23 Appropriation Bills – (ACCT ED Program FY23 Appropriations Grid below) FY22 ends on September 30th. It is very likely Congress will need to

pass a continuing resolution (CR) to extend funding until after the midterm elections (Nov 8).

- The Senate bill provides \$83.4 billion in discretionary funding for ED programs, an increase of \$8.1 billion (11%) over the FY22 funding level. The House bill provides \$86.7 billion discretionary funding for ED programs, and increase of \$11.3 billion (15%) over FY22.
- Both bills provide a \$500 increase in the maximum Pell Grant
- CHIPS+ ACT – In late August, President Biden signed the Creating Helpful Incentives to Produce Semiconductors (CHIPS) and Science Act of 2022.
- Regulatory
 - Proposed Rule for Title IX: Very lengthy. Do not anticipate final rules this academic year.
- Advocates in Action – Sept. 22-23
 - American Association of Community Colleges annual legislative/regulatory conference in Washington D.C. Opportunity for briefing from executive and congressional leaders on higher education issues. Also, there is an opportunity to meet with Oklahoma delegation and share TCC’s Blue Book.
- State legislators are not in session. Committees are meeting.
- Kari Shults gave a brief overview of Foundation-funded projects within the College.

FINANCE, RISK AND AUDIT COMMITTEE REPORT

Presented by Regent Beavers

1. Purchase Item Agreements over \$50,000

1.1 Network Security Services

Authorization was requested to enter an agreement with Connection, Inc. (Merrimack, NH) in the amount of **\$696,906** to provide Cyber Security services for four years. This purchase will be funded from general budget.

A **motion** was made by the Finance, Risk & Audit Committee to approve the agreement for network security services. No second was needed. The Chair called for a vote. **Motion carried unanimously by voice vote.**

1.2 Benefits Brokerage Services

Authorization was requested to enter into a multi-year agreement with Gallagher (Tulsa, OK) in the amount of **\$427,000** to serve as the College's benefit broker. The agreement will be for three years with annual costs of \$135,000, \$142,000, and \$150,000. This purchase will be funded from the general budget.

A **motion** was made by the Finance, Risk & Audit Committee to approve the agreement for benefits brokerage services. No second was needed. The Vice Chair called for a vote. **Motion carried unanimously by voice vote.**

1.3 Professional Services

Authorization was requested to enter into an agreement with Hogan Taylor, LLP (Tulsa, OK) in the amount of **\$80,000** to provide professional services to the Chief Human Resource Officer. This purchase will be funded from the general budget.

A **motion** was made by the Finance, Risk & Audit Committee to approve the agreement for professional services. No second was needed. The Vice Chair called for a vote. **Motion carried unanimously by voice vote.**

2. **Monthly Financial Report**

Presented by Mark McMullen, Chief Financial Officer

2.1 Financial Statements for August 2022

The Finance & Audit Committee recommended approval of the monthly financial report for August 2022 be approved as presented in the attachment.

A **motion** was made by the Finance, Risk & Audit Committee to approve the monthly financials for August 2022. No second was needed. The Vice Chair called for a vote. **Motion carried unanimously by voice vote.**

[\(Attachment: Financials for August 2022\)](#)

[\(Handout: Financial Dashboard for August 2022\)](#)

NEW BUSINESS

[Pursuant to Title 25 Oklahoma Statutes, Section 311(A)(9), "...any matter not known about or which could not have been reasonably foreseen prior to the time of posting." 24 hours prior to meeting]

There was none.

PERSONS WHO DESIRE TO COME BEFORE THE BOARD

Any person who desires to come before the Board shall notify the board chair or his or her designee in writing or electronically at least twelve (12) hours before the meeting begins. The notification must advise the chair of the nature and subject matter of their remarks and may be delivered to the president's office. All persons shall be limited to a presentation of not more than two minutes.

There were none.

PRESIDENT'S REPORT

Presented by President Goodson and Nicole Burgin, Media Relations Manager

1. Special Recognition from the TCC Foundation to Jennifer Jezek Presented by Tim Lyons, Foundation Executive Committee member, and Kari Shults, TCC Foundation President

Mr. Lyons presented a gift to Regent Jezek in appreciation for her prior service on the Foundation Board of Trustees.

2. Overview of President's Highlights

Ms. Burgin highlighted the following taken from the President's Highlights.

- TCC Student Named a Coca-Cola Leaders of Promise Scholar
- High Graduation Numbers Focus of Live KOTV Interview

3. Comments on Previous Agenda Items

President Goodson mentioned several noteworthy topics in the highlights.

- 2022 Vision Dinner Honors Three Individuals and Raises More Than \$460K
- New Regent Appointed to TCC Board of Regents

[\(Handout: President's Highlights\)](#)

EXECUTIVE SESSION

[Proposed vote to go into executive session Pursuant to Title 25 Oklahoma Statutes, Section 307(B)(4), for confidential communications between a public body and its attorneys concerning pending litigation, investigations, claims or actions.]

A **motion** to recess and to enter executive session was made by Regent Combs and seconded by Regent Adwon. The Vice Chair called for a vote. **Motion carried unanimously by voice vote.**

1. Confidential Report by College Legal Counsel Concerning Pending Litigation, Investigations and Claims.

The Board convened a confidential Executive Session. No action was taken.

A **motion** to adjourn executive session was made by Regent Adwon and seconded by Regent Cornell. The Vice Chair called for a vote. **Motion carried unanimously by voice vote.**


A **motion** to reconvene regular session was made by Regent Cornell and seconded by Regent Adwon. The Vice Chair called for a vote. **Motion carried unanimously by voice vote.**

ADJOURNMENT

The next meeting of the Tulsa Community College Board of Regents will be held on Thursday, October 20, 2022 at 2:30 p.m. at West Campus, 7505 West 41st Street South, Tulsa, OK, Information Commons Building, Bldg. 1, Room IC-213.

The meeting adjourned at 3:50 p.m.

Respectfully submitted,



Leigh B. Goodson
President & CEO

ATTEST:



Mitch Adwon, Secretary
Board of Regents



Caron Lawhorn, Chair
Board of Regents

ADDENDUM FOR PERSONNEL CONSENT ITEMS:

Items listed under Personnel Consent Items will be approved by one motion without discussion. If discussion on an item is desired, the item will be removed from the "Consent Agenda" and considered separately at the request of a Board member.

APPOINTMENT:

None.

RETIREMENT:

None.

SEPARATION:

None.

TULSA COMMUNITY COLLEGE
FINANCIAL REPORT
MONTH ENDING AUGUST 31, 2022

TULSA COMMUNITY COLLEGE
STATEMENT OF REVENUE AND EXPENDITURES COMPARISON
FOR THE PERIOD ENDING AUGUST 31, 2022 AND AUGUST 31, 2021

	AUGUST FY23			AUGUST FY22			\$ Change	Percent Change
	Budget	Year to date	Percent of Budget	Budget	Year to date	Percent of Budget		
Revenue								
Education & General								
State Appropriations	\$ 32,957,050	\$ 5,170,980	15.7%	\$ 31,022,199	\$ 6,410,677	20.7%	\$ (1,239,697)	-19.3%
Revolving Fund	1,936,906	555,336	28.7%	2,939,191	401,367	13.7%	153,970	38.4%
Resident Tuition	28,598,786	1,864,859	6.5%	28,016,104	1,891,184	6.8%	(26,325)	-1.4%
Non-Resident Tuition	2,343,890	140,696	6.0%	2,206,417	191,192	8.7%	(50,496)	-26.4%
Student Fees	7,130,931	397,680	5.6%	7,531,057	474,057	6.3%	(76,377)	-16.1%
Local Appropriations	48,000,000	11,000,000	22.9%	47,025,000	7,500,000	15.9%	3,500,000	46.7%
Total	\$ 120,967,563	\$ 19,129,551	15.8%	\$ 118,739,968	\$ 16,868,477	14.2%	\$ 2,261,075	13.4%
HEERF								
Federal Stimulus Funds - CARES	-	-	0%	-	-	0.0%	-	100.0%
Federal Student Grants - HEERF II&III	1,500,000	345,925	23.1%	18,500,000	350,690	1.9%	(4,765)	-1.4%
Federal Institutional Aid - HEERF II&III	28,500,000	-	0.0%	31,000,000	4,964,756	16.0%	(4,964,756)	-100.0%
Total	\$ 30,000,000	\$ 345,925	1.2%	\$ 49,500,000	\$ 5,315,446	10.7%	\$ (4,969,521)	-93.5%
Auxiliary Enterprises								
Campus Store	\$ 525,000	\$ 31,217	5.9%	\$ 400,000	\$ 4,051	1.0%	\$ 27,166	6.71
Student Activities	1,900,000	307,538	16.2%	2,000,000	112,361	5.6%	195,177	173.7%
Other Auxiliary Enterprises	3,500,000	244,047	7.0%	4,000,000	376,809	9.4%	(132,762)	-35.2%
Total	\$ 5,925,000	\$ 582,802	9.8%	\$ 6,400,000	\$ 493,221	7.7%	\$ 89,581	18.2%
Restricted								
Institutional Grants	\$ 4,185,000	\$ 150,927	3.6%	\$ 4,125,000	\$ 374,878	9.1%	\$ (223,951)	-59.7%
State Student Grants	4,456,979	18,014	0.4%	4,020,320	42,720	1.1%	(24,706)	-57.8%
Total	\$ 8,641,979	\$ 168,941	2.0%	\$ 8,145,320	\$ 417,598	5.1%	\$ (248,656)	-59.5%
Capital								
Construction - State (295)	\$ 3,116,400	\$ 1,716,400	55.1%	\$ 2,000,000	\$ 1,716,400	85.8%	\$ -	0.0%
Construction - Non State (483)	7,500,000	-	0.0%	3,000,000	160,000	5.3%	(160,000)	-100.0%
Total	\$ 10,616,400	\$ 1,716,400	16.2%	\$ 5,000,000	\$ 1,876,400	37.5%	\$ (160,000)	-8.5%
TOTAL REVENUE	\$ 176,150,942	\$ 21,943,620	12.5%	\$ 187,785,288	\$ 24,971,141	13.3%	\$ (3,027,521)	-12.1%
Expenditures								
Education & General								
Instruction	\$ 50,516,742	5,087,808	10.1%	\$ 48,117,230	5,350,717	11.1%	\$ (262,910)	-4.9%
Public Service	982,076	126,191	12.8%	1,022,515	79,724	7.8%	46,467	58.3%
Academic Support	18,732,346	2,559,347	13.7%	18,617,965	2,539,736	13.6%	19,611	0.8%
Student Services	11,121,621	1,589,388	14.3%	10,581,398	1,105,046	10.4%	484,342	43.8%
Institutional Support	14,344,843	2,606,594	18.2%	14,254,489	2,868,604	20.1%	(262,010)	-9.1%
Operation/ Maintenance of Plant	17,789,214	2,922,625	16.4%	17,489,757	2,860,393	16.4%	62,232	2.2%
Tuition Waivers	4,300,000	85,984	2.0%	4,600,000	118,128	2.6%	(32,144)	-27.2%
Scholarships	5,300,000	41,027	0.8%	5,800,000	361,262	6.2%	(320,234)	-88.6%
Total	\$ 123,086,842	\$ 15,018,963	12.2%	\$ 120,483,353	\$ 15,283,610	12.7%	\$ (264,646)	-1.7%
HEERF								
Federal Stimulus Funds - CARES	-	-	0.0%	-	-	0%	-	0%
Federal Student Grants - HEERF II&III	1,500,000	-	0.0%	18,500,000	350,690	1.9%	(350,690)	-100.0%
Federal Institutional Aid - HEERF II&III	28,500,000	3,250,306	11.4%	31,000,000	4,964,756	16.0%	(1,714,450)	-34.5%
Total	\$ 30,000,000	\$ 3,250,306	10.8%	\$ 49,500,000	\$ 5,315,446	10.7%	\$ (2,065,140)	-38.9%
Auxiliary Enterprises								
Campus Store	\$ 130,500	\$ 32,851	25.2%	\$ 130,500	\$ 32,658	25.0%	\$ 193	0.6%
Student Activities	1,900,000	90,167	4.7%	3,000,000	174,149	5.8%	(83,983)	-48.2%
Other Auxiliary Enterprises	7,623,500	607,782	8.0%	7,938,500	324,424	4.1%	283,358	87.3%
Total	\$ 9,654,000	\$ 730,799	7.6%	\$ 11,069,000	\$ 531,231	4.8%	\$ 199,568	37.6%
Restricted								
Institutional Grants	\$ 4,185,000	\$ 448,903	10.7%	\$ 4,125,000	\$ 374,878	9.1%	\$ 74,026	19.7%
State Student Grants	4,456,979	31,602	0.7%	4,020,320	42,729	1.1%	(11,127)	-26.0%
Total	\$ 8,641,979	\$ 480,506	5.6%	\$ 8,145,320	\$ 417,607	5.1%	\$ 62,898	15.1%
Capital								
Construction - State (295)	\$ 3,116,400	\$ 222,109	7.1%	\$ 2,000,000	\$ 44,525	2.2%	\$ 177,584	398.8%
Construction - Non State (483)	7,500,000	385,316	5.1%	3,000,000	31,315.02	1.0%	354,000.98	1130.5%
Total	\$ 10,616,400	\$ 607,425	5.7%	\$ 5,000,000	\$ 75,840	1.5%	\$ 531,585	700.9%
TOTAL EXPENDITURES	\$ 181,999,221	\$ 20,087,999	11.0%	\$ 194,197,673	\$ 21,623,734	11.1%	\$ (1,535,735)	-7.1%

**TULSA COMMUNITY COLLEGE
EXPENDITURE SUMMARY BY CATEGORY
FOR THE PERIOD ENDING AUGUST 31, 2022 AND AUGUST 31, 2021**

	AUGUST FY23			AUGUST FY22			\$ Change	Percent Change
	Budget	Year to date	Percent of Budget	Budget	Year to date	Percent of Budget		
EDUCATION AND GENERAL								
Salaries & Wages								
Faculty	\$ 20,334,088	\$ 1,649,397	8.1%	\$ 19,432,417	\$1,579,849	8.1%	\$ 69,547	4.4%
Adjunct Faculty	11,000,000	1,388,031	12.6%	10,500,000	1,861,608	17.7%	(473,577)	-25.4%
Professional	13,180,480	2,050,682	15.6%	11,923,617	1,940,139	16.3%	110,543	5.7%
Classified Exempt	1,978,693	334,551	16.9%	3,801,000	417,554	11.0%	(83,004)	-19.9%
Classified Hourly	18,004,571	1,578,089	8.8%	17,564,728	1,626,216	9.3%	(48,128)	-3.0%
TOTAL	\$ 64,497,832	\$ 7,000,749	10.9%	\$ 63,221,762	\$ 7,425,366	11.7%	\$ (424,617)	-5.7%
Staff Benefits	\$ 26,729,010	\$ 3,168,930	11.9%	\$ 24,333,149	\$ 3,236,796	13.3%	(67,867)	-2.1%
Professional Services	2,634,000	328,547	12.5%	3,620,310	319,790	8.8%	8,757	2.7%
Operating Services	16,037,800	3,424,404	21.4%	15,809,902	2,904,383	18.4%	520,022	17.9%
Travel	310,200	25,977	8.4%	544,843	9,128	1.7%	16,849	184.6%
Utilities	1,650,000	295,899	17.9%	1,500,000	195,546	13.0%	100,353	51.3%
Tuition Waivers	1,628,000	85,984	5.3%	4,600,000	118,128	2.6%	(32,144)	-27.2%
Scholarships	4,300,000	41,027	1.0%	5,800,000	361,262	6.2%	(320,234)	-88.6%
Furniture & Equipment	5,300,000	647,446	12.2%	1,053,387	713,210	67.7%	(65,764)	-9.2%
TOTAL	\$ 123,086,842	\$ 15,018,963	12.2%	\$ 120,483,353	\$ 15,283,610	12.7%	\$ (264,646)	-1.7%
HEERF								
Federal Stimulus Funds - CARES	-	-	0%	-	-	0.0%	0	0.0%
Federal Student Grants - HEERF II&III	1,500,000	-	0.0%	18,500,000	350,690	1.9%	(350,690)	-100.0%
Federal Institutional Aid - HEERF II&III	28,500,000	3,250,306	11.4%	31,000,000	4,964,756	16.0%	(1,714,450)	-34.5%
TOTAL	\$ 30,000,000	\$ 3,250,306	10.8%	\$ 49,500,000	\$ 5,315,446	10.7%	\$ (2,065,140)	-38.9%
CAMPUS STORE								
Bond Principal and Expense	130,500	32,851	25.2%	130,500	32,658	25.0%	193	0.6%
TOTAL	\$ 130,500	\$ 32,851	25.2%	\$ 130,500	\$ 32,658	25.0%	\$ 193	0.6%
STUDENT ACTIVITIES								
Salaries & Wages								
Professional	\$ 135,000	\$ 360	0.3%	\$ 216,000	\$11,411	5.3%	\$ (11,051)	-96.8%
Classified Hourly	535,000	35,884	6.7%	850,000	72,326	8.5%	(36,442)	-50.4%
Total Salaries & Wages	\$ 670,000	\$ 36,244	5.4%	\$ 1,066,000	\$ 83,736	7.9%	\$ (47,493)	-56.7%
Staff Benefits	\$ 300,000	\$ 18,871	6.3%	\$ 445,000	\$36,396	8.2%	\$ (17,526)	-48.2%
Professional Services	70,000	-	0.0%	116,000	-	0.0%	-	0.0%
Operating Services	260,000	35,052	13.5%	410,000	54,017	13.2%	(18,964)	-35.1%
Travel	20,000	-	0.0%	38,000	-	0.0%	-	0.0%
Furniture & Equipment	580,000	-	0.0%	925,000	-	0.0%	-	0.0%
Items for Resale	-	-	0.0%	-	-	0.0%	-	0.0%
TOTAL	\$ 1,900,000	\$ 90,167	4.7%	\$ 3,000,000	\$ 174,149	5.8%	\$ (83,983)	-48.2%
OTHER AUXILIARY ENTERPRISES								
Salaries & Wages								
Professional	\$ 135,000	\$ 23,460	17.4%	\$ 141,000	\$20,385	14.5%	\$ 3,075	15.1%
Adjunct Faculty	325,000	34,906	10.7%	340,000	25,234	7.4%	9,672	38.3%
Classified Hourly	300,000	11,717	3.9%	312,000	2,606	0.8%	9,112	349.7%
Total Salaries & Wages	\$ 760,000	\$ 70,083	9.2%	\$ 793,000	\$ 48,225	6.1%	\$ 21,859	45.3%
Staff Benefits	\$ 140,000	\$ 19,097	13.6%	\$ 142,000	\$12,548	8.8%	\$ 6,549	52.2%
Professional Services	600,000	258,523	43.1%	625,000	18,986	3.0%	239,537	1261.6%
Operating Services	2,495,000	126,030	5.1%	2,600,000	132,388	5.1%	(6,358)	-4.8%
Travel	65,000	2,220	3.4%	68,000	3,464	5.1%	(1,244)	-35.9%
Utilities	800,000	98,633	12.3%	737,000	76,046	10.3%	22,587	29.7%
Scholarship & Refunds	43,000	345	0.8%	45,000	110	0.2%	235	213.6%
Bond Principal and Expense	1,120,500	32,850.90	2.9%	1,253,500	32,658	2.6%	193	0.6%
Furniture & Equipment	1,600,000	-	0.0%	1,675,000	-	0.0%	-	0.0%
Items for Resale	-	-	0.0%	-	-	0.0%	-	0.0%
TOTAL	\$ 7,623,500	\$ 607,782	8.0%	\$ 7,938,500	\$ 324,424	4.1%	\$ 283,358	87.3%
CAPITAL								
Construction - State (295)	\$ 3,116,400	\$ 222,109	7.1%	\$ 2,000,000	44,525.01	2.2%	\$ 177,584	398.8%
Construction - Non State (483)	7,500,000	385,316	5.1%	3,000,000	31,315.02	1.0%	354,001	1130.5%
TOTAL	\$ 10,616,400	\$ 607,425	5.7%	\$ 5,000,000	\$ 75,840	1.5%	\$ 531,585	700.9%



Facilities and Safety Committee Projects Dashboard

SEPTEMBER 2022

CAMPUS GROWTH

NE Computer Lab Expansion

Estimated Completion: Aug 2022
Budget: \$60,000

NE Fab Lab Phase II

Estimated Completion: Sep 2022
Budget: \$120,000

WC Library Think Tank

Estimated Completion: Nov 2022
Budget: \$20,000

MC Relocate Nursing Phase I

Estimated Completion: TBD
Budget: TBD

SAFETY

Campus Wide Air Handlers

Estimated Completion: Jan 2023
Budget: \$8,294,828

MC, NE and SE Exterior Doors and Access Controls

Estimated Completion: June 2023
Budget: \$2,600,000

MC/NE Cameras and NVR's SE Data Closet

Estimated Completion: TBD
Budget: \$1,400,000

Fire Panels

Estimated Completion: March 2023
Budget: \$520,000

Interior Doors Access Control, MC/NE Door Upgrades and MC ADA Doors

Estimated Completion: TBD
Budget: \$1,200,000

NE Horticulture Building Improvements

Estimated Completion: Oct 2022
Budget: \$100,000

Digital Signage Portable Digital Exterior Signage

Estimated Completion: TBD
Budget: \$150,000

Exterior Speakers and Building Beacons

Estimated Completion: TBD
Budget: \$200,000

Emergency Management Software

Estimated Completion: TBD
Budget: \$80,000

DEFERRED MAINTENANCE

MC Waterproofing

Estimated Completion: Oct 2022
Budget: \$595,131

MC Phillips Building Elevator Replacement

Estimated Completion: Feb 2023
Budget: \$500,000

WC Breezeway HVAC Replacement

Estimated Completion: Mar 2023
Budget: \$450,000

NE 2nd Floor Flooring and Walkway Replacement

Estimated Completion: Dec 2022
Budget: \$300,000

MC VFD's (5) and Heat Exchangers (3)

Estimated Completion: TBD
Budget: \$250,000

SE Building 8 Rooftop Unit Replacement – 20%

Estimated Completion: Aug 2022
Budget: \$90,000

Classroom Upgrades

Estimated Completion: Mar 2023
Budget: \$250,000

SE Building 9 Roof

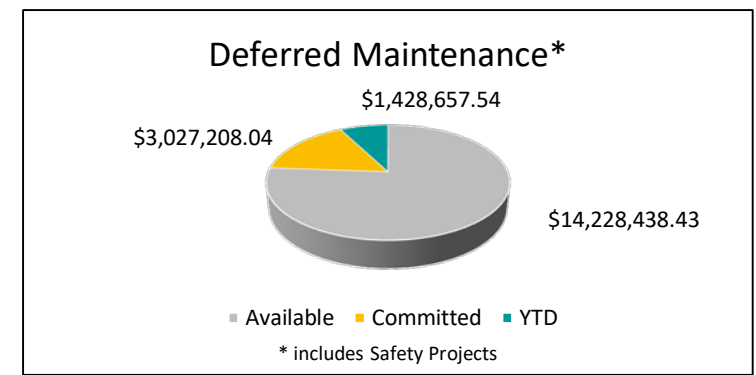
Estimated Completion: Oct 2022
Budget: \$220,000

Restroom Upgrades

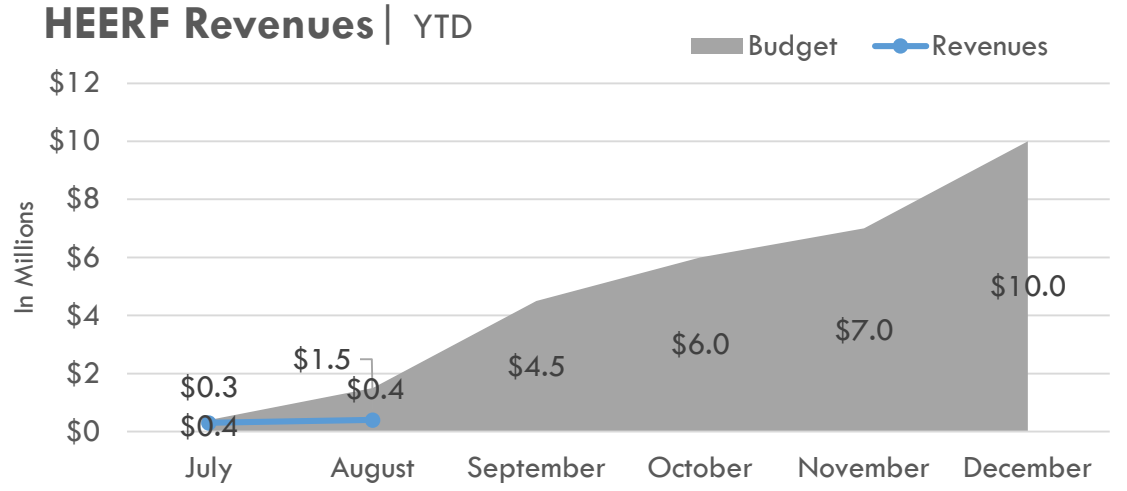
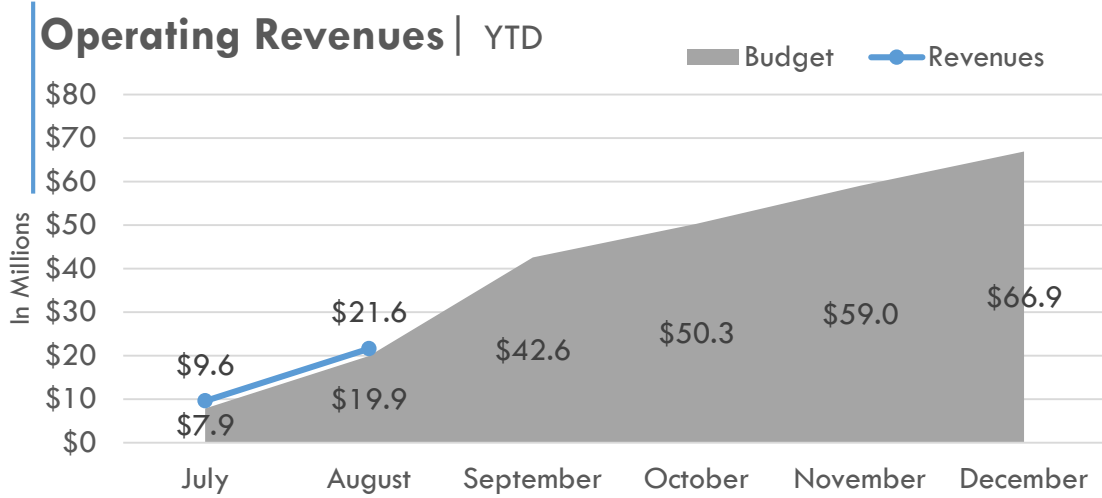
Estimated Completion: TBD
Budget: \$250,000

WC Sidewalks Student Success Center to Student Union

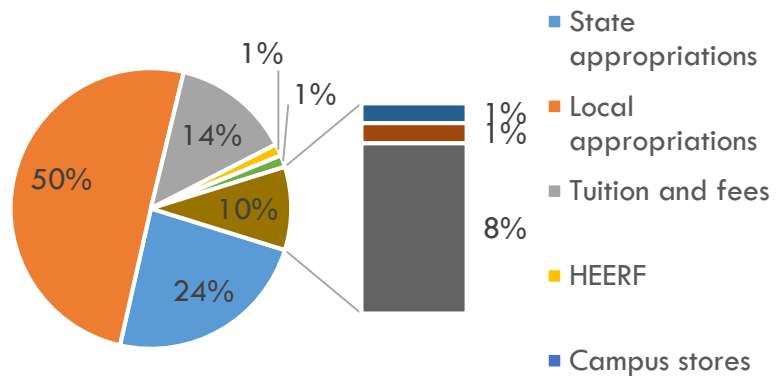
Estimated Completion: TBD
Budget: \$100,000



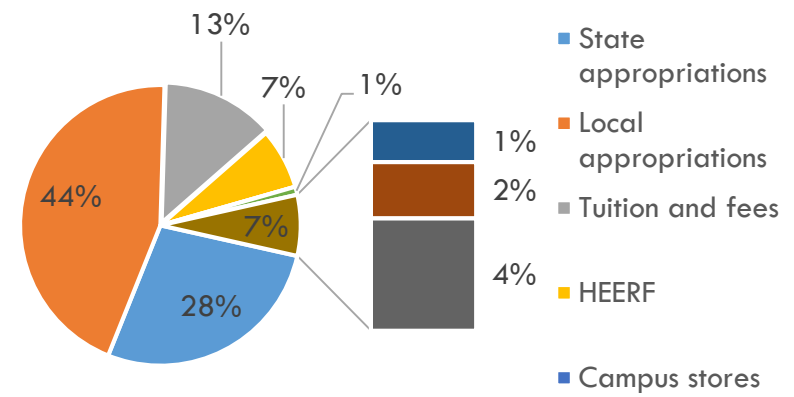
REVENUE DASHBOARD AUGUST 2022



YTD Revenues by Type



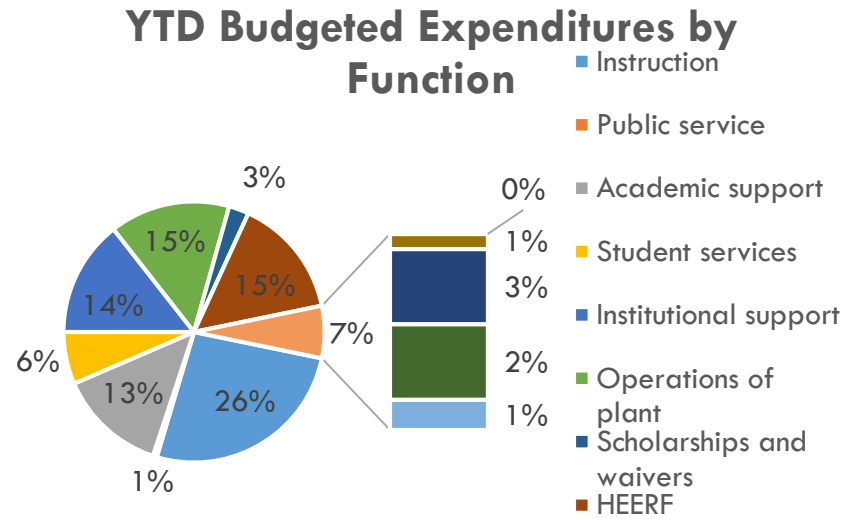
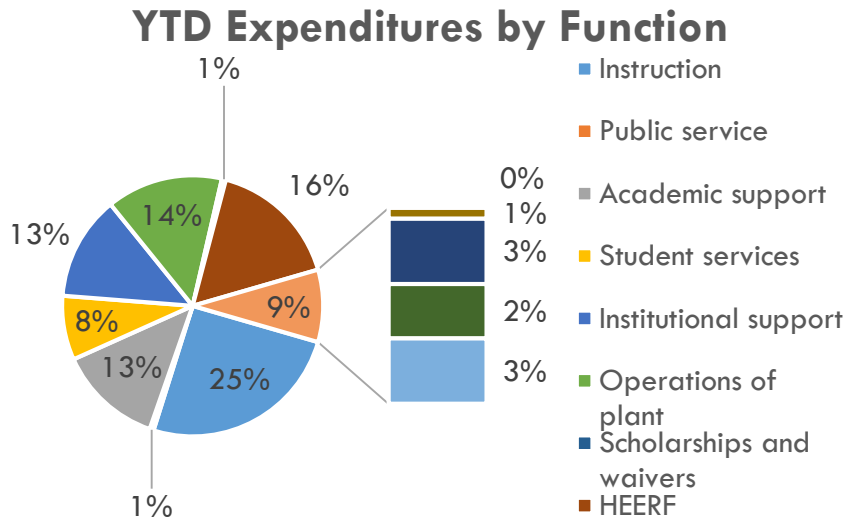
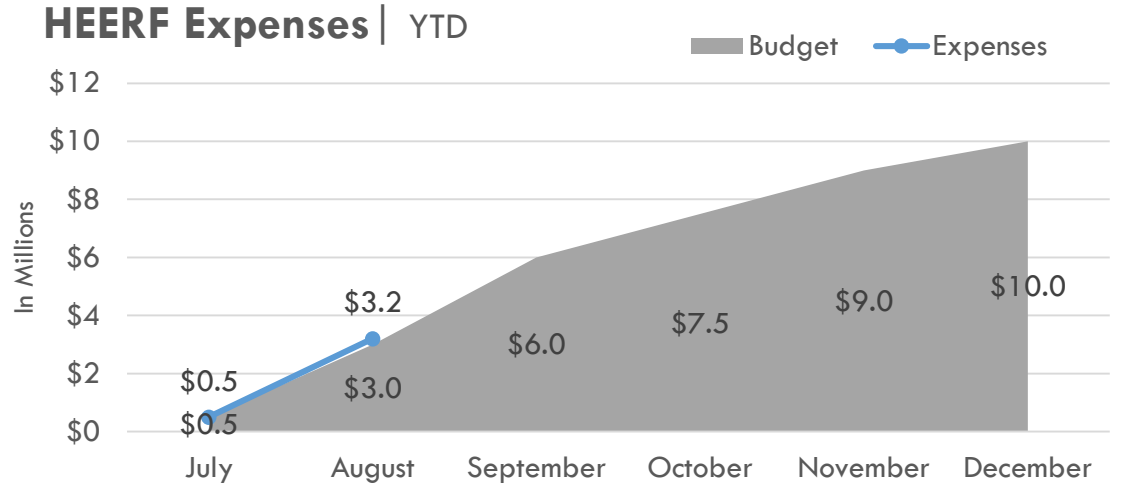
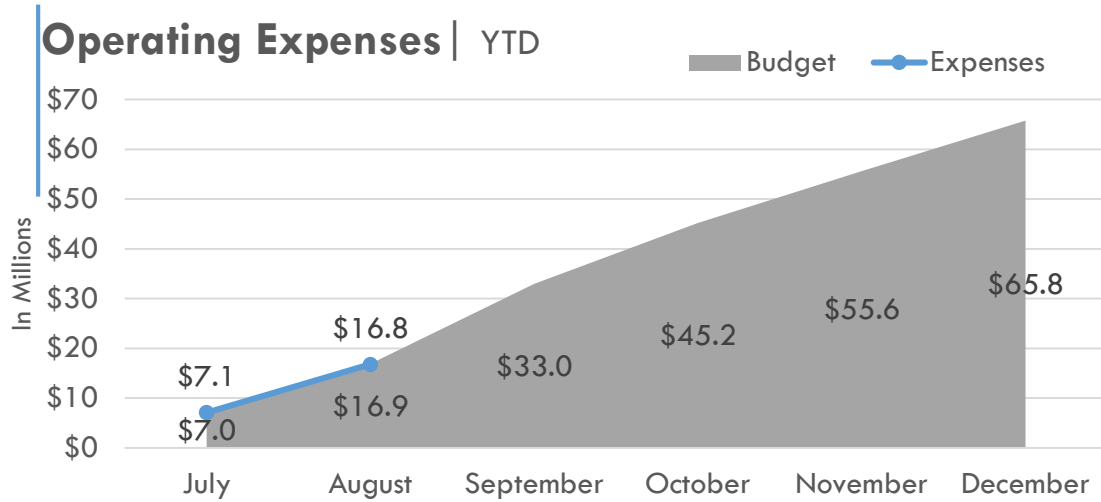
YTD Budgeted Revenues by Type



Revenues | Monthly Activity

Revenues	Actual	Budget	Variance
E&G	\$9.9	\$ 10.7	\$ (0.8)
HEERF	0.0	1.2	(1.2)
Auxiliary	0.4	0.3	0.1
Restricted	0.0	0.2	(0.2)
Capital	1.7	0.8	0.9
Total	\$ 12.0	\$ 13.2	\$ (1.2)

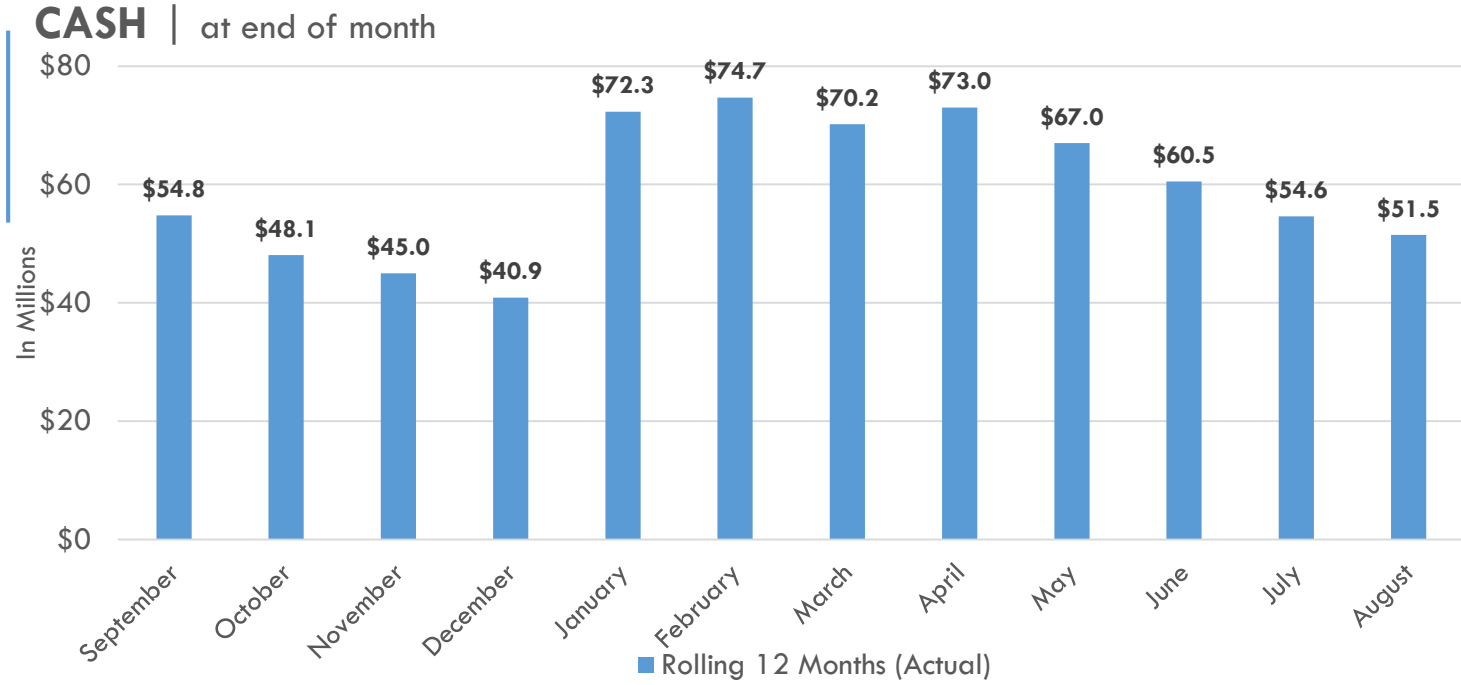
EXPENSE DASHBOARD AUGUST 2022



Expenditures | Monthly Activity

Expenditures	Actual	Budget	Variance
E&G	\$ 8.4	\$ 9.0	\$ 0.6
HEERF	2.7	2.5	(0.2)
Auxiliary	0.4	0.4	-
Restricted	0.3	0.3	-
Capital	0.6	0.2	(0.4)
Total	\$ 12.4	\$ 12.4	\$ -

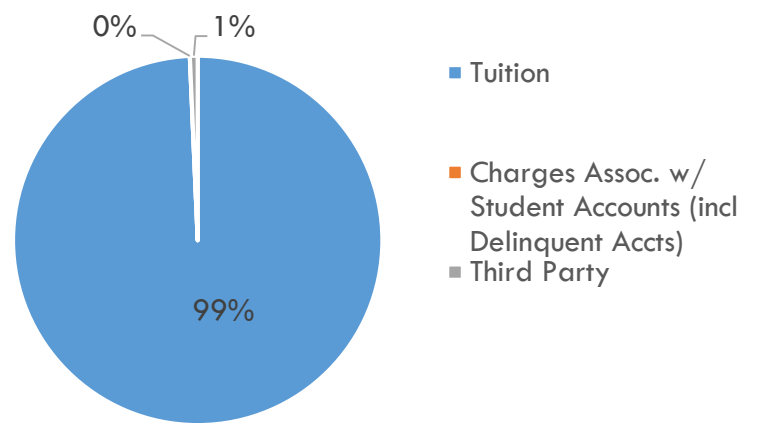
CASH MANAGEMENT & AR DASHBOARD AUGUST 2022



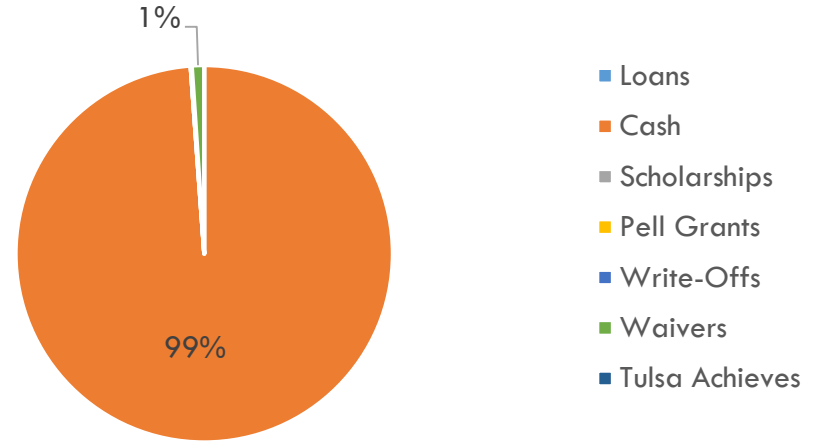
CASH BALANCE

E&G (290)	\$ 906,146
Construction (295)	\$ 2,670,785
Restricted (430)	\$ 110,056
Construction (483 & 475)	\$ 258,428
COVID Funds (490)	\$ 3,980,512
Auxiliary (706)	\$ 4,675,368
Clearing (750)	\$ 3,226,454
Local	\$ 31,544,186
Payroll (789)	\$ 4,098,135
Total	\$ 51,470,070
Cash Forecast 12/31/2022	\$39,000,000
Local Forecast 12/31/2022	\$20,000,000

Fall 2022 Student Charges by Type

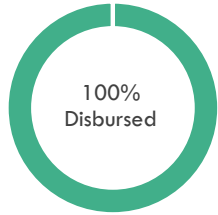


Fall 2022 Payments by Type



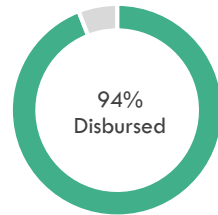
HIGHER EDUCATION EMERGENCY RELIEF FUND – (HEERF 2 & HEERF 3)

Student Grants (HEERF 2)



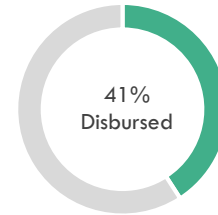
Budget: \$4,400,000
Disbursed: \$4,400,000

Student Grants (HEERF 3)



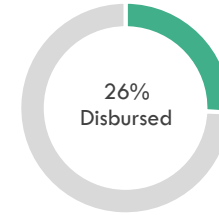
Budget: \$16,500,000
Disbursed: \$15,549,515

Safety & Security (Facilities)



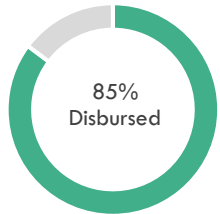
Budget: \$14,100,000
Disbursed: \$5,778,924

Student Technology



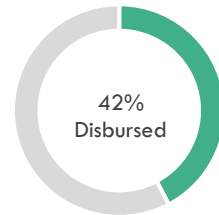
Budget: \$865,000
Disbursed: \$222,180

Workforce Technology



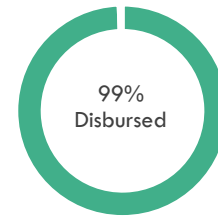
Budget: \$3,000,000
Disbursed: \$2,556,720

Need - Based Student Grants



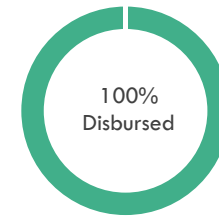
Budget: \$1,500,000
Disbursed: \$633,992

Equipment / Software



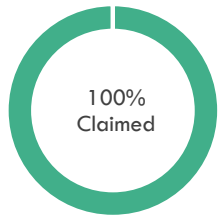
Budget: \$450,000
Disbursed: \$429,611

Financial Aid Consulting



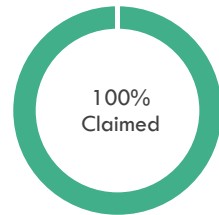
Budget: \$185,387
Disbursed: \$185,387

Student Debt Forgiveness



Estimated: \$6,546,478
Disbursed: \$6,546,478

Lost Revenue



Estimated: \$4,432,059
Claimed: \$4,432,059

TOTAL HEERF

Student Grants	\$ 22,400,000
Safety & Security	\$ 14,100,000
Student Technology	\$ 865,000
Workforce Technology	\$ 3,000,000
Equipment / Software	\$ 450,000
Financial Aid Consulting	\$ 185,387
Student Debt Forgiveness	\$ 6,546,478
Lost Revenue Claims	\$ 4,432,059
	\$ 51,978,924
Disbursed in FY21	\$ 4,068,421
Disbursed in FY22	\$ 28,984,064
Disbursed in FY23	\$ 3,250,306
Lost Revenue Claimed	\$ 4,432,059
Remaining	\$ 11,244,140

HIGHER EDUCATION EMERGENCY RELIEF FUND – LOST REVENUE SPENDING

Student Debt Forgiveness (Spring 2020 – Spring 2021)



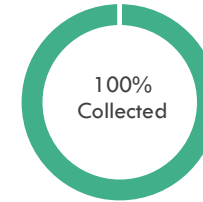
Estimated: \$4,182,954
Collected: \$4,182,954

Student Debt Forgiveness (Summer 2021 – Fall 2021)



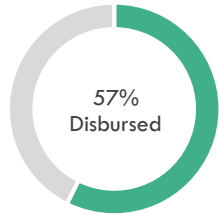
Estimated: \$2,363,524
Collected: \$2,363,524

Lost Revenue



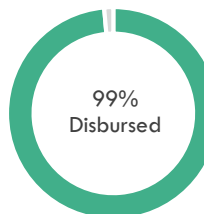
Estimated: \$4,432,059
Claimed: \$4,432,059

NEC Student Success Center



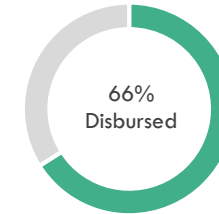
Total Project Estimate: \$2,900,000
HEERF Funding: \$1,400,000
Other Funding: \$1,500,000
Disbursed (HEERF): \$803,089

Metro Student Success Center



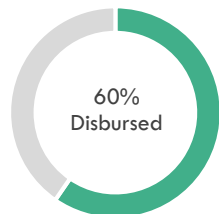
Total Project Estimate: \$3,250,000
HEERF Funding: \$1,150,000
Other Funding: \$2,100,000
Disbursed (HEERF): \$1,134,083

PACE Lighting + Equipment



Total Project Estimate: \$279,817
HEERF Funding: \$279,817
Other Funding: \$0
Disbursed (HEERF): \$184,679

NEC Fab Lab



Total Project Estimate: \$250,000
HEERF Funding: \$250,000
Other Funding: \$0
Disbursed (HEERF): \$149,588

Student Debt + Lost Revenue Spending Allocation

NEC Student Success Center	\$ 1,400,000
Metro Student Success Center	\$ 1,150,000
PACE Lighting + Equipment	\$ 279,817
FAB Lab Remodel	\$ 250,000
Allocated	\$ 3,079,817
Funds Remaining	\$ 7,898,719
Total	\$ 10,978,537

TCC Student Named a Coca-Cola Leaders of Promise Scholar

Mariia Shevchenko, a TCC student, has been named a 2022 Coca-Cola Leaders of Promise Scholar and will receive a \$1,000 scholarship. The Leaders of Promise Scholarship, sponsored by the Coca-Cola Scholars Foundation, recognizes 200 Phi Theta Kappa members with awards totaling \$200,000. Coca-Cola Leaders of Promise Scholars are selected based on outstanding academic achievement and demonstrated leadership potential.



2022 Vision Dinner Honors Three Individuals and Raises More Than \$460K

Featured by *Tulsa World*, *The Oklahoman*, and *Tahlequah Daily Press*

Thanks to generous donors, more than \$460,000 was raised, which includes \$50,000 given and pledged to the Vision Scholarship fund during the event. Tyrance Billingsley II, a former student and founder of Black Tech Street; Alana Hughes, director of Tulsa grant making for the Charles and Lynn Schusterman Family Philanthropies and TCC Foundation Board Trustee; and Ron Looney, founder of Tri-Angle Development and a TCC regent for 36 years were honored.



Two TCC Students Explain What the Student Loan Relief Plan Means to Them

Featured by *KJRH*

On the day that President Joe Biden announced the student loan forgiveness plan, a KJRH reporter talked with two TCC students to learn what the announcement could mean for them.

TCC Employee Considered One of Tulsa's Elite Referees

Featured by *Tulsa World*

Ethan Rolan, Video Services Supervisor at TCC, was one of three individuals featured in an article about being among the elite of Oklahoma referees. He is also president of the Greater Tulsa Officials Association, and he conducts officiating clinics all over the state.

New Regent Appointed to TCC Board of Regents

Featured by *KTUL*

At least one news outlet picked up the announcement of Jennifer Jezek's appointment to the TCC Board of Regents. The TCC graduate and Broken Arrow businesswoman will serve a seven-year term.



Signature Symphony Announces \$5 Tickets for TCC Employees and TCC Students

All TCC employees and TCC students can purchase \$5 rush tickets, which are available two weeks prior to each Signature Symphony concert. The first concert, "Rachmaninoff and the Dance Floor," is Saturday, Oct. 1 at 7:30 p.m. A special season kick-off is set for Thursday, Sept. 29 in combination with the Free Open Rehearsal, where people of all ages get a deeper glimpse behind the curtain and gain insight on how the orchestra brings together a composition.

Editorial: TCC Bucking Trend Through Its Success with Student Services

Featured by *Tulsa World* and *Community College Daily*

With the announcement that TCC had reached the highest graduation rate in the institution's history, the *Tulsa World* wrote an editorial applauding the great student outcomes and investment in students. At the same time as noting college enrollment across the country has declined, the editorial also highlighted the growth seen in dual credit and continued to encourage an increase in state funding for all aspects of education.

High Graduation Numbers Focus of Live KOTV Interview

Featured by KOTV

Dr. Eunice Tarver appeared on KOTV's 4 p.m. newscast during a live interview segment to discuss the College's high graduation numbers and great student outcomes.



Grand Opening Events for Y@TCC

Featured by *Tulsa World*

The YMCA of Greater Tulsa and TCC held a grand opening celebration, as this semester started, at each of the Y@TCC locations on the Metro, Northeast, Southeast and West campuses. The event included a simulcast ribbon cutting ceremony to mark the partnership.

